



Loover™



Loover™

Loover = Sleek, trim, comfortable and innovative.



2660-8 Extended High Back with weight sensing mechanism. Shown in Match, Quarry (MT31) and Vue Mesh, Quarry Grey (VU15).



2661-8 High Back with weight sensing mechanism. Shown in Match, Quarry (MT31) and Vue Mesh, Quarry Grey (VU15).

MATCH FABRIC SEAT COLORS, VUE MESH BACK COLORS



Desert (MT20)
Desert Sand (VU11)



Sand (MT21)
Sandy Beach (VU10)



Moss (MT22)
Ivy Moss (VU17)



Sunset (MT24)
Orange Sunset (VU12)



Arctic (MT33)
Arctic Blue (VU14)

Loover™

Vue Mesh is a combination of elastic and non stretch fibers woven together to provide a flexible back that will provide custom support for each user and a supportive non rigid lumbar support. The lumbar and back support are height adjustable so back support is

applied exactly where you need it. Vue Mesh is available in a choice of 10 colors with coordinating Match fabric for the seat. Loover can also be upholstered in your choice of many fabrics and leathers.



2662-8 Medium Back with weight sensing mechanism. Shown in Sand (MT21) and Vue Mesh, Sandy Beach (VU10).



2662-8 Medium Back with weight sensing mechanism. Shown in Sand (MT21) and Vue Mesh, Sandy Beach (VU10).

MATCH FABRIC SEAT COLORS, VUE MESH BACK COLORS



Wave (MT26)
Tidal Wave (VU16)



Chocolate (MT28)
Chocolate Fountain (VU13)



Burgundy (MT29)
Red Rose (VU18)



Quarry (MT31)
Quarry Grey (VU15)



Black (MT32)
Coal Black (VU19)

Loover™

Weight Sensing Mechanism. Tilt-tension automatically adjusts to each user.



The Loover synchronized mechanism incorporates the next generation of intuitive ergonomics. The chair senses the user's weight and automatically adjusts the tension of the tilting action so it will be comfortable for each user. The torque requirement automatically changes for each user from the smallest individuals to the more generous in size without the need for any manual adjustment. The stretch mesh changes its shape to match your body. Together they promote healthy movement, proper spinal alignment support and comfort.




Above: 2661-8 shown in Match, Burgundy (MT29) and Vue Mesh, Red Rose (VU18).



A. Vue Mesh provides a flexible back that allows custom support for each user. **B.** Height Adjustable Arms are standard on all Loover task chairs. **C.** Armcaps slide forward & back to accommodate both taller or smaller users. **D.** Width Adjustable Arms (WA) are standard on all Loover chairs.

Cover: 2661-3 and 2662-8 shown in ArcCom Block Party, Mist (YEV2) and Vue Mesh, Coal Black (VU19).

DESCRIPTION

DESCRIPTION	DIMENSIONS			SEAT HEIGHT
	W	D	H	
	IN	IN	IN	IN
	mm	mm	mm	mm
 <p>2660-8 Extended High Back Mesh chair With Weight Sensing Synchro-tilter that automatically adjusts the reclining tilt-tension for each user's individual weight. Height adjustable back / lumbar support. Soft descent pneumatic seat height adjustment.</p>	25.5 648	25 635	42.5 1080	16-20 406-508
 <p>2661-8 High Back Mesh chair With Weight Sensing Synchro-tilter that automatically adjusts the reclining tilt-tension for each user's individual weight. Height adjustable back / lumbar support. Soft descent pneumatic seat height adjustment.</p>	25.5 648	24 610	42 1067	15-19 381-483
 <p>2662-8 Medium Back Mesh chair With Weight Sensing Synchro-tilter that automatically adjusts the reclining tilt-tension for each user's individual weight. Height adjustable back / lumbar support. Soft descent pneumatic seat height adjustment.</p>	26 660	25.5 648	35.5 902	16-20 406-508

For a complete listing of Loover models, please refer to the Product Guide (Price List).



Global - Canada, The Global Group
 1350 Flint Rd., Downsview ON Canada M3J 2J7
 Sales & Marketing: Tel (1-877) 446-2251
 Customer Service: Fax (800) 361-3182
 Government Customer Service: Fax (416) 739-6319

Global - U.S.A.
 17 West Stow Road P.O. Box 562
 Marlton New Jersey U.S.A. 08053
 Tel (856) 596-3390 (800) 220-1900
 Fax (856) 596-5684

Global - International
 560 Supertest Road Downsview
 Ontario Canada M3J 2M6
 Tel (416) 661-3660 (800) 668-5870
 Fax (416) 667-1821

GGI Office Furniture (UK) Ltd.
 Global Way Darwen
 Lancashire UK BB3 0RW
 Tel +44(0) 1254 778500
 Fax +44(0) 1254 778519

