



DESIGN GUIDE

sideboard

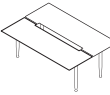
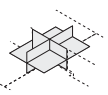
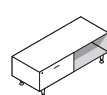


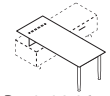
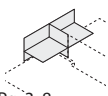
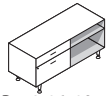



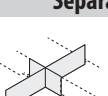
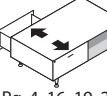


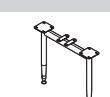
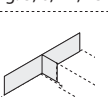
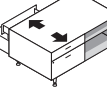


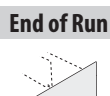
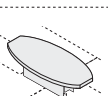
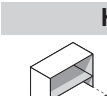


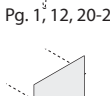

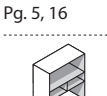


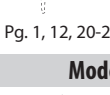
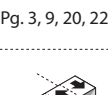
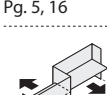


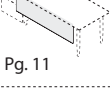

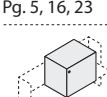


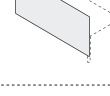
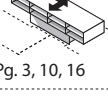



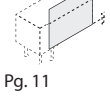
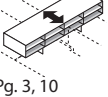
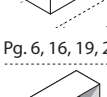


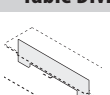

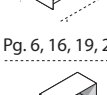


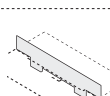

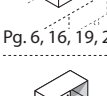


Effective May 2016
Revised November 2017



Sidebar Design Guide

Product Map.....	1- 6
Product Overview.....	7-20
Suggested Layouts.....	21-25

Sidebar | Table of Contents

Worksurfaces	Fillers	Credenzas	Stack-On Storage	Wardrobe Towers
<p>Benching Units</p>  <p>Pg. 1, 15-16, 20-25</p>	<p>Collator - Middle</p>  <p>Pg. 3, 8, 21, 24</p>	<p>Single Sided - Low</p>  <p>Pg. 4, 19-20</p> <p>TIER 1</p>	<p>Stack-On Storage</p>  <p>Pg. 5, 16, 19</p> <p>Adds TIERS 3</p>	<p>Wardrobe Towers</p>  <p>Pg. 5, 16</p> <p>TIER 3</p>
<p>Transitional Work Tables</p>  <p>Pg. 1, 14-16</p>	<p>Collator - End</p>  <p>Pg. 3, 8</p>	<p>Single Sided - Medium</p>  <p>Pg. 4, 16, 19</p> <p>TIER 1.5</p>	<p>Wardrobe</p>  <p>Pg. 6</p> <p>Adds TIERS 3</p>	<p>Side Storage Towers</p>  <p>Pg. 5, 16</p> <p>TIER 4</p>
<p>Returns</p>  <p>Pg. 2, 15-16, 22, 25</p>	<p>Separating Fillers</p> <p>Separating - Middle</p>  <p>Pg. 3, 8, 21, 23</p>	<p>Back-to-Back - Low</p>  <p>Pg. 4, 16, 19, 21-25</p> <p>TIER 1</p>	<p>Lateral Files</p>  <p>Pg. 5</p> <p>TIER 2</p>	<p>Mobile Pedestal</p>  <p>Pg. 4, 23</p> <p>TIER 3</p>
<p>Legs</p> <p>Tapered Leg</p>  <p>Pg. 7, 16, 20-25</p>	<p>Separating - End</p>  <p>Pg. 3, 8</p>	<p>Back-to-Back - Medium</p>  <p>Pg. 4, 16, 19, 21-25</p> <p>TIER 1.5</p>	<p>Storage Towers</p>  <p>Pg. 5</p> <p>TIER 3</p>	<p>Mobile Pedestal</p>  <p>Pg. 4, 21, 24</p>
<p>End of Run Modesty Dividers</p> <p>for Benching Units</p>  <p>Pg. 1, 12, 20-25</p>	<p>Transaction Top</p>  <p>Pg. 3, 8, 16</p>	<p>Hutches</p> <p>Low Hutches</p>  <p>Pg. 5, 16</p> <p>Adds TIERS 1.5</p>	<p>Storage Towers</p>  <p>Pg. 5</p> <p>TIER 4</p>	<p>Mobile Pedestal</p>  <p>Pg. 4, 21, 24</p>
<p>for Transitional Work Tables</p>  <p>Pg. 1, 12, 20-25</p>	<p>Storage Fillers</p> <p>Shared Divider Storage</p>  <p>Pg. 3, 9, 20, 22, 23, 25</p>	<p>High Hutches With Pigeon Hole Storage</p>  <p>Pg. 5, 16</p> <p>Adds TIERS 2.5</p>	<p>Storage Towers</p>  <p>Pg. 5</p> <p>TIER 2</p>	<p>Mobile Pedestal</p>  <p>Pg. 4, 21, 24</p>
<p>Modesty Panels</p> <p>for Transitional Work Tables</p>  <p>Pg. 11</p>	<p>Shared Side Storage</p>  <p>Pg. 3, 9, 22</p>	<p>Stack-On Open Shelf</p>  <p>Pg. 5, 16, 23</p> <p>Adds TIERS 1.5</p>	<p>Storage Towers</p>  <p>Pg. 5</p> <p>TIER 3</p>	<p>Mobile Pedestal</p>  <p>Pg. 4, 21, 24</p>
<p>for Single Sided Benching Units</p>  <p>Pg. 11</p>	<p>Pigeon Hole Storage Fillers</p> <p>Shared Pigeon Hole Storage</p>  <p>Pg. 3, 10, 16</p>	<p>Stack-On Closed Shelf</p>  <p>Pg. 5, 16, 23</p> <p>Adds TIER 1</p>	<p>Storage Towers</p>  <p>Pg. 5</p> <p>TIER 4</p>	<p>Mobile Pedestal</p>  <p>Pg. 4, 21, 24</p>
<p>for Returns</p>  <p>Pg. 11</p>	<p>Shared Side Pigeon Hole Storage</p>  <p>Pg. 3, 10</p>	<p>Stack-On Storage</p>  <p>Pg. 6, 16, 19, 24</p> <p>Adds TIER 1</p>	<p>Bookcases</p>  <p>Pg. 5</p> <p>TIER 1</p>	<p>Mobile Pedestal</p>  <p>Pg. 4, 21, 24</p>
<p>Table Dividers - Laminate</p> <p>Partial Width</p>  <p>Pg. 7, 20-25</p>	<p>Shared Side Pigeon Hole Storage</p>  <p>Pg. 3, 10</p>	<p>Stack-On Storage</p>  <p>Pg. 6, 16, 19, 24</p> <p>Adds TIERS 1.5</p>	<p>Bookcases</p>  <p>Pg. 5</p> <p>TIER 2</p>	<p>Mobile Pedestal</p>  <p>Pg. 4, 21, 24</p>
<p>Full Width</p>  <p>Pg. 7</p>	<p>Shared Side Pigeon Hole Storage</p>  <p>Pg. 3, 10</p>	<p>Stack-On Storage</p>  <p>Pg. 6, 16, 19, 24</p> <p>Adds TIERS 2</p>	<p>Bookcases</p>  <p>Pg. 5</p> <p>TIER 3</p>	<p>Mobile Pedestal</p>  <p>Pg. 4, 21, 24</p>
<p>Table Dividers - Laminate</p> <p>Full Width</p>  <p>Pg. 7</p>	<p>Shared Side Pigeon Hole Storage</p>  <p>Pg. 3, 10</p>	<p>Stack-On Storage</p>  <p>Pg. 6, 16, 19, 24</p> <p>Adds TIERS 2.5</p>	<p>Bookcases</p>  <p>Pg. 5</p> <p>TIER 4</p>	<p>Mobile Pedestal</p>  <p>Pg. 4, 21, 24</p>

Worksurfaces/Legs/Modesties/End of Run Dividers

Worksurfaces

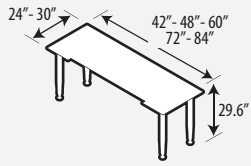
Legs

Modesties

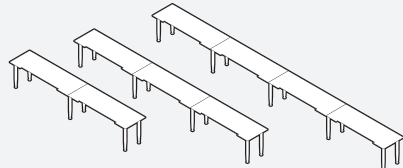
End of Run Dividers

Benching Units

Single Sided Station
Standalone



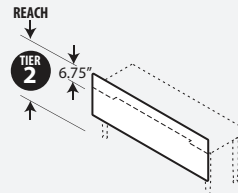
x1 Station



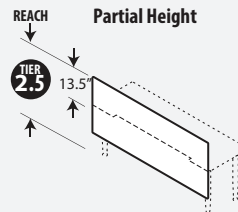
x2 Stations

x3 Stations

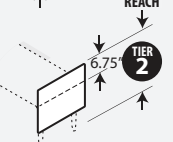
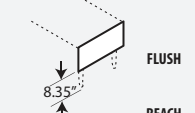
x4 Stations



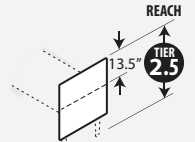
Partial Height



Full Height

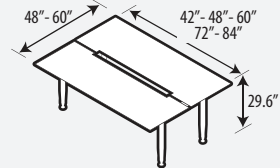


Partial Height

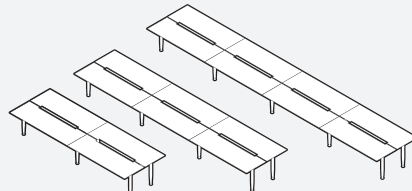


Full Height

Double Sided Station
Standalone




x2 Station




x4 Stations

x6 Stations

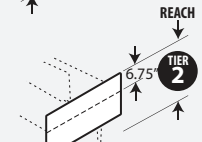
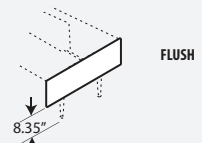
x8 Stations



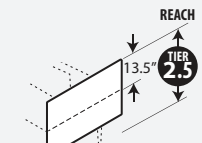
Partial Height



Full Height

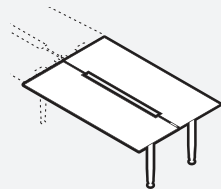


Partial Height

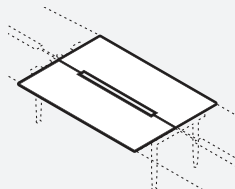


Full Height

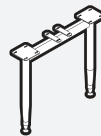
Other (Non-standalone)



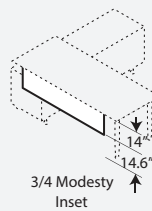
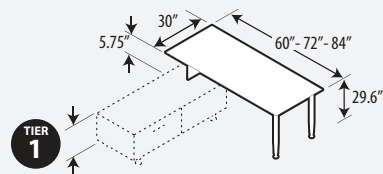
End
1 top + 1 leg



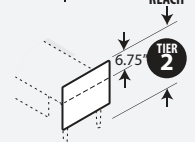
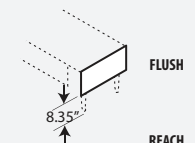
Middle
top only



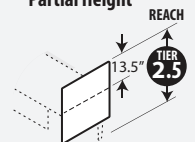
Transitional Work Tables



3/4 Modesty
Inset



Partial Height



Full Height

Worksurfaces/Legs/Modesties/End of Run Dividers

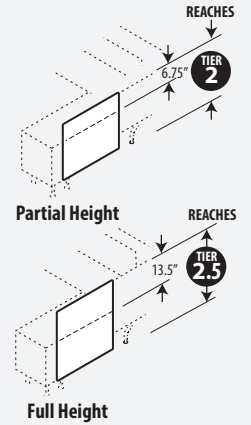
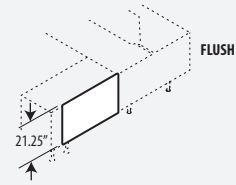
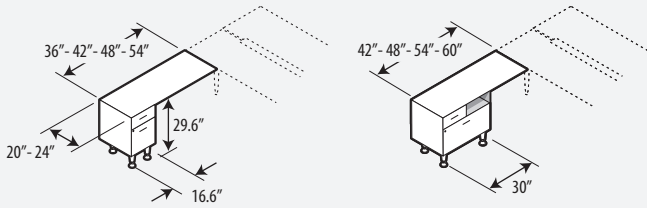
Worksurfaces

Legs

Modesties

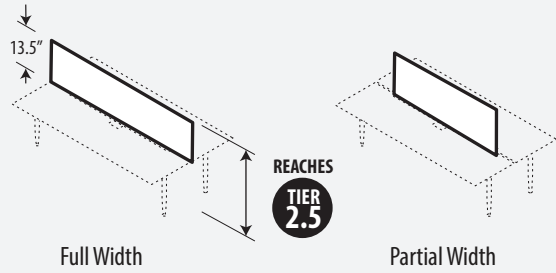
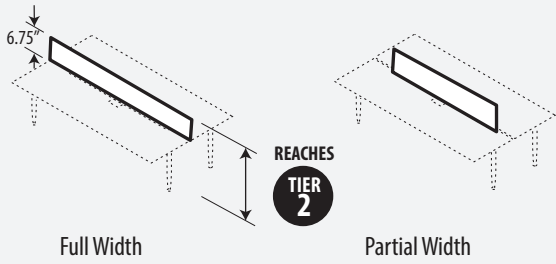
End of Run Dividers

Returns

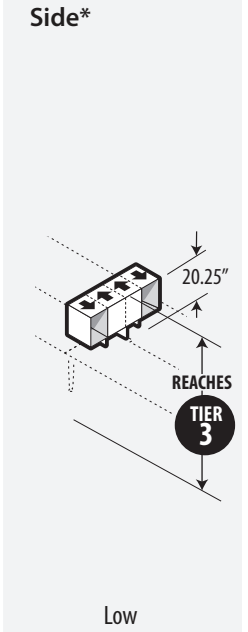
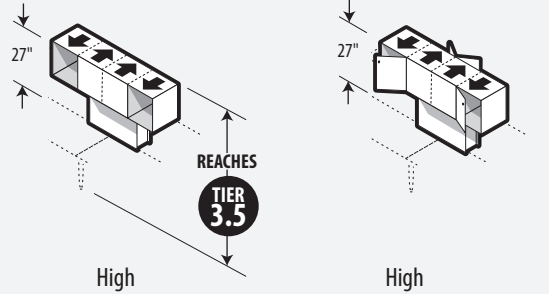
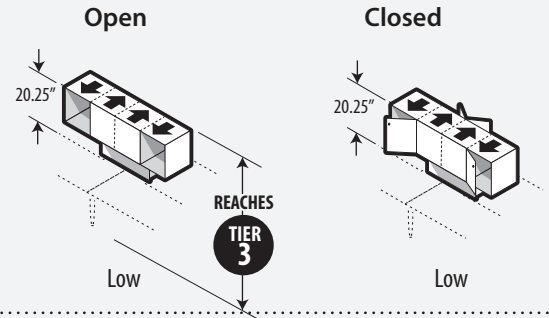


Benching Accessories

Table Dividers - Laminate

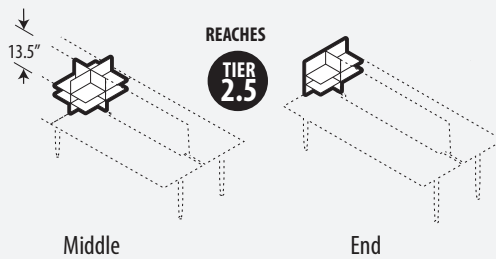
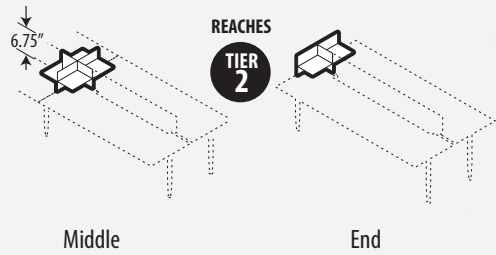


Storage Fillers

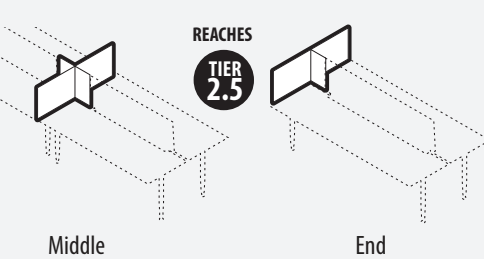
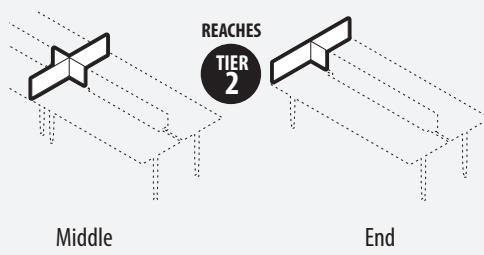


Fillers

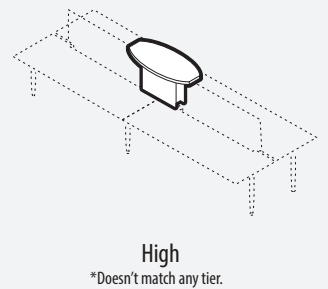
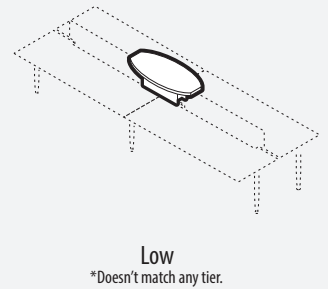
Collator Filler



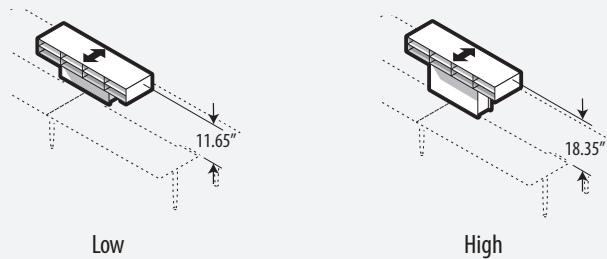
Separating Filler



Transaction Top Filler

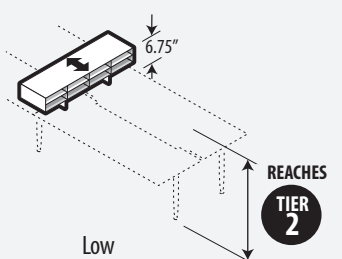


Pigeon Hole Storage Fillers



*Doesn't match any tier.

Side



Credenzas

Single Sided

30" - 36" w.

42" - 48" w.

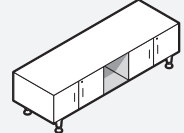
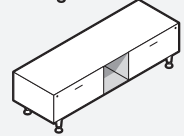
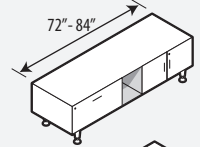
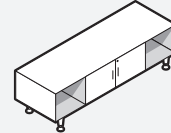
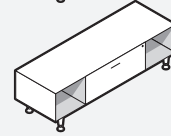
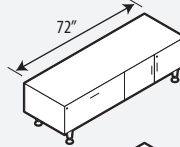
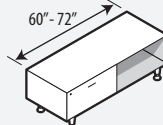
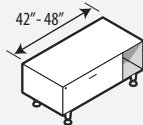
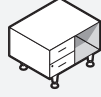
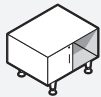
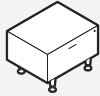
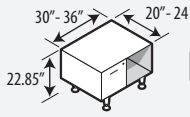
60" - 72" w.

72" w.

72" - 84" w.

Low

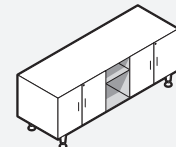
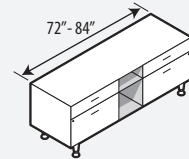
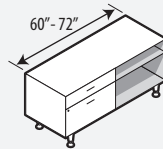
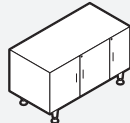
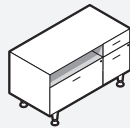
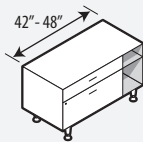
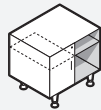
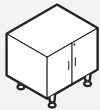
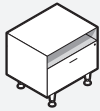
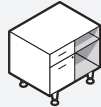
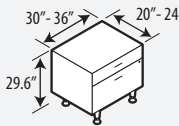
TIER 1



72" - 84" w.

Medium

TIER 1.5



Back-to-Back

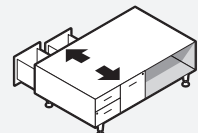
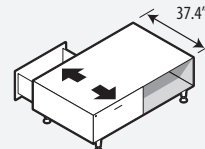
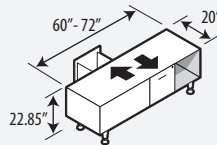
30" w.

33" w.

60" - 72" w.

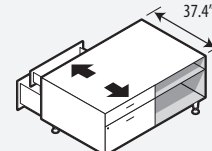
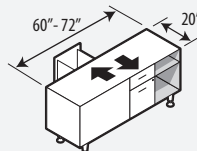
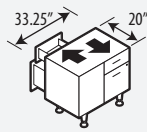
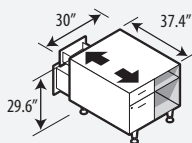
Low

TIER 1



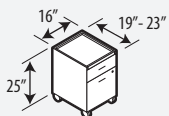
Medium

TIER 1.5



Mobile Pedestal

16" w.

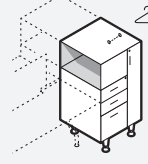
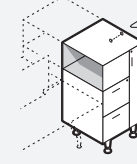
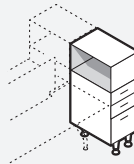
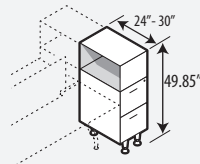


Side Storage Towers

16" w.

24" w.

TIER 3



Storage

	Lateral File 30" - 36"w.	Storage 30" - 36"w.	Mixed Storage 30"w.	Wardrobes			Bookcases	
				15"w.	24"w.	36"w.	30"w.	36"w.
TIER 1								
TIER 2								
TIER 3								
TIER 4								

Hutches

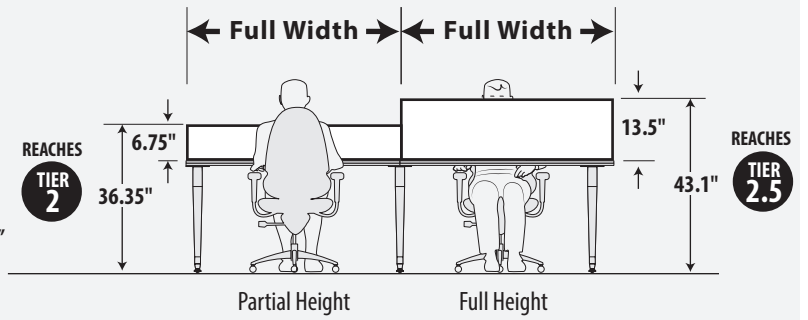
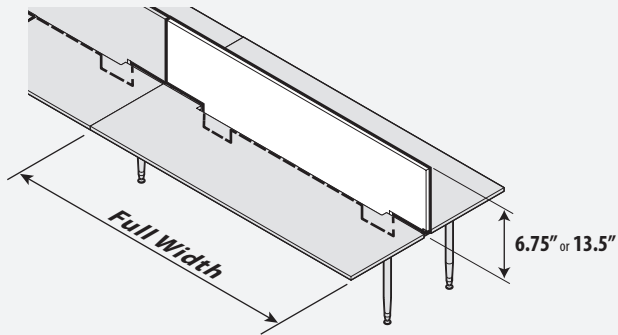
	30" - 36" - 42" - 48" w.		60" - 72" - 84" w.		Stack-On Open Shelf 36" - 42" - 48" - 60" - 72" w.	Stack-On Closed Shelf 16.4" - 19.4" - 22.4" w.
	Depth 14 1/4"	Depth 15"	Depth 14 1/4"	Depth 15"	Depth 14"	Depth 13.2"
Adds TIER 1.5 Low						
Adds TIER 2.5 High						

Stack-On Storage

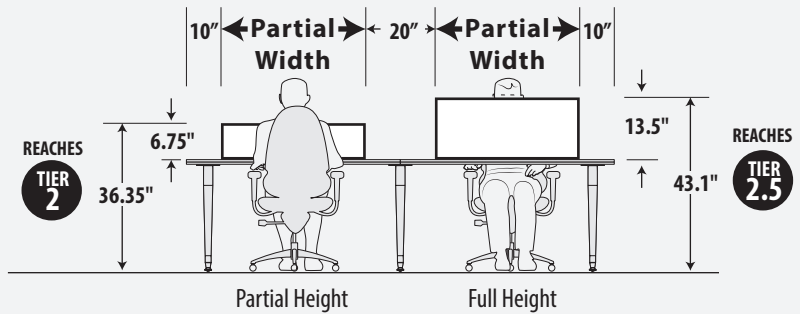
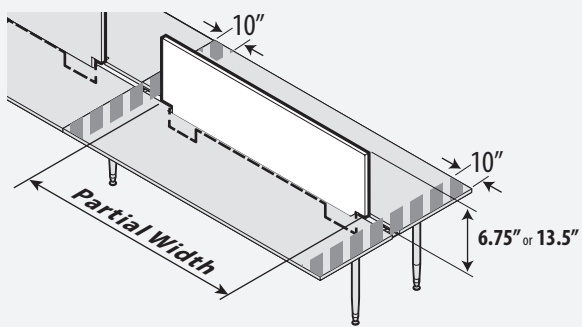
	Open		Mixed		Storage Cabinet		Wardrobe
	12" w.	24"-30"-36" w.	24"-30"-36" w.	42" w.	12" w.	24"-30"-36" w.	12" w.
Adds TIER 1							
Adds TIER 1.5							
Adds TIER 2							
Adds TIER 2.5							
Adds TIER 3							

Separator Panels

Full Width

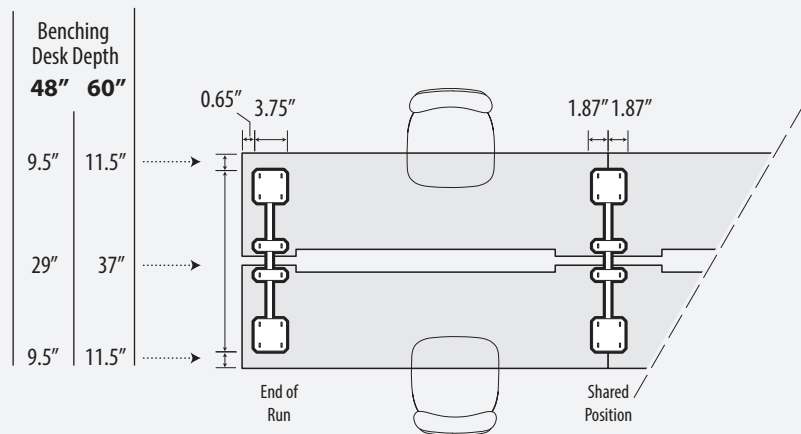
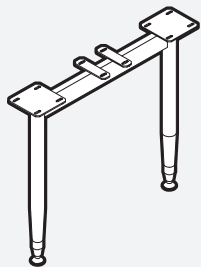


Partial Width



Legs

Benching

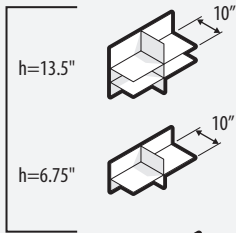


Seaparator Fillers

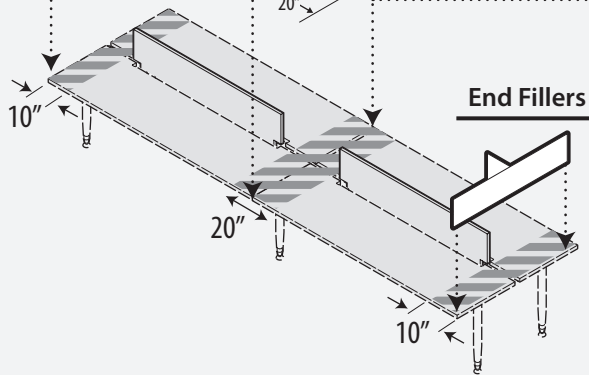
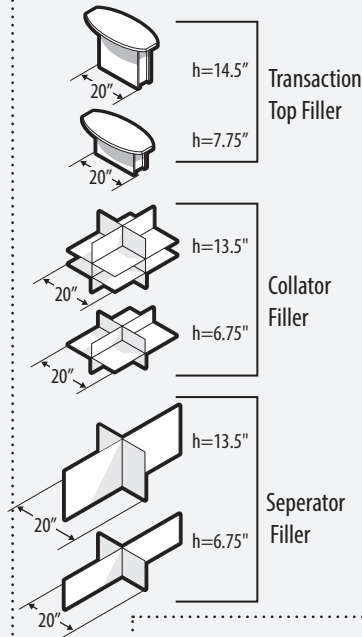
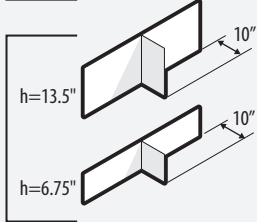
End Fillers

Middle Fillers

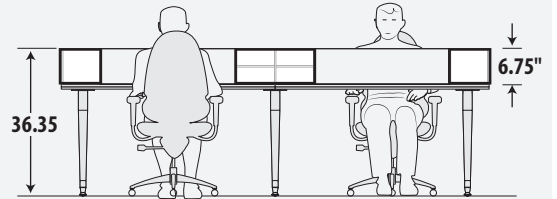
Collator Filler



Seperator Filler

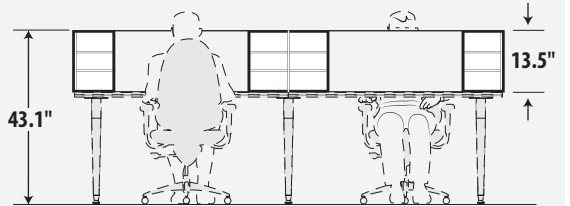


REACHES
TIER 2



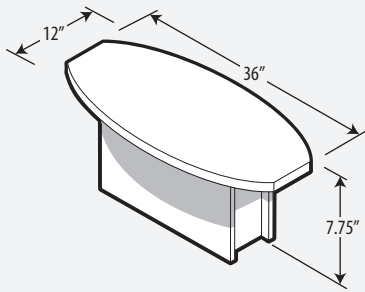
6.75" Table Dividers + 6.75" Fillers

REACHES
TIER 2.5

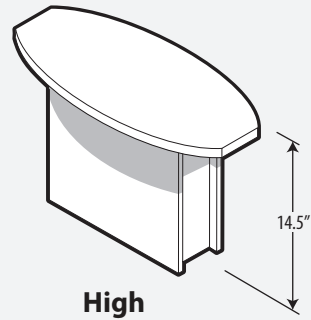


13.5" Table Dividers + 13.5" Fillers

Transaction Top Filler



Low

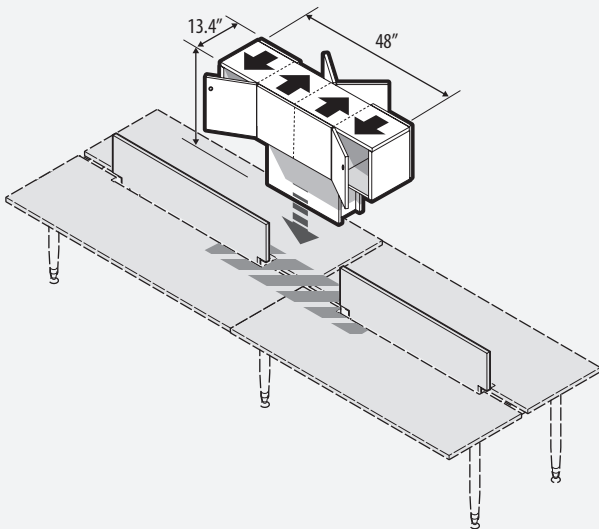


High

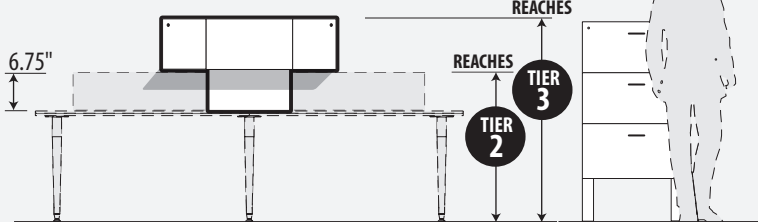
*Doesn't match any tier.

Storage Fillers

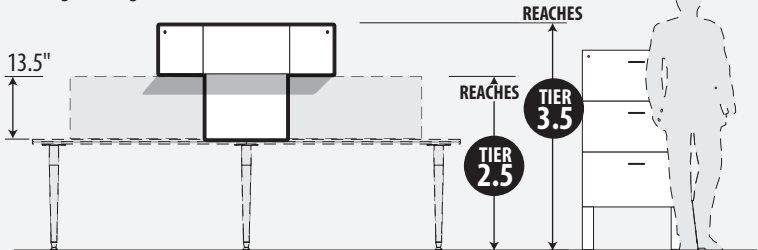
Shared



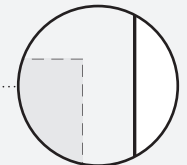
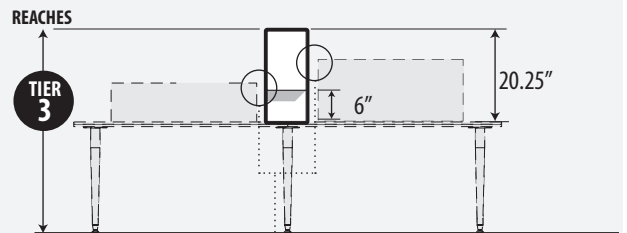
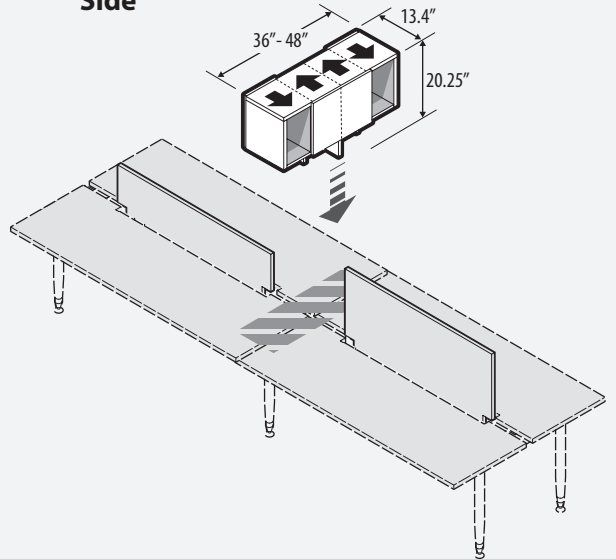
Use Low Storage with Partial Width 6.75" Table Divider - Reaches tier 3



Use High Storage with Partial Width 13.5" Table Divider - Reaches tier 3.5



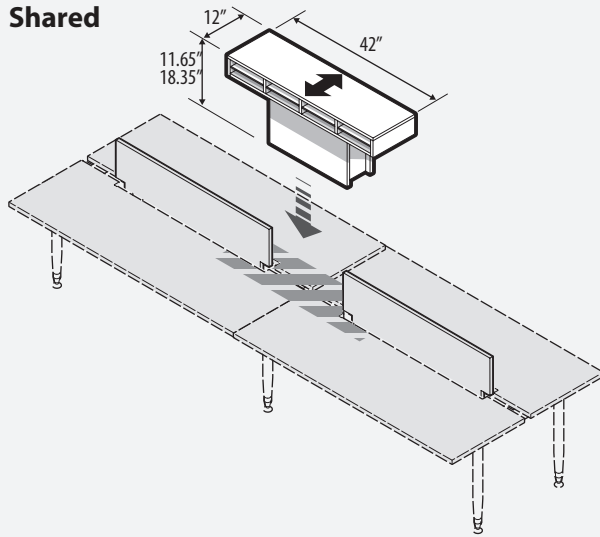
Side



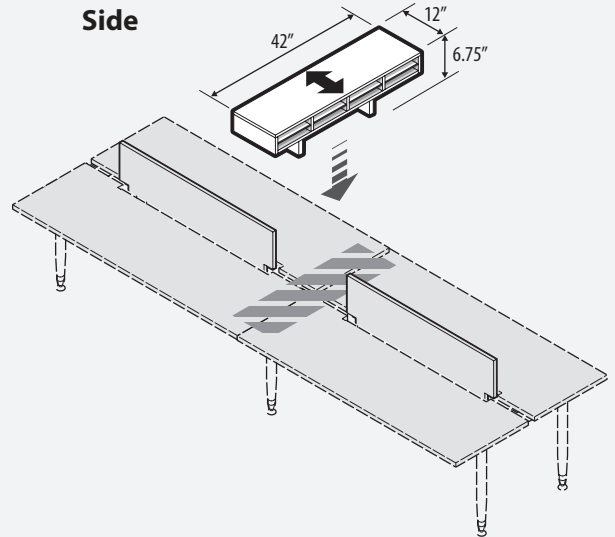
3 1/4" gap between separator panel and side storage filler.

Pigeon Hole Storage Fillers

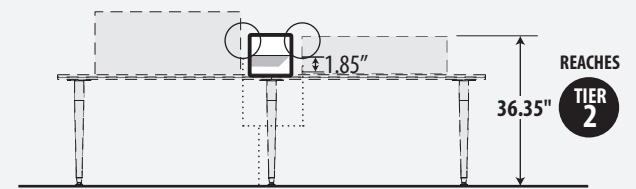
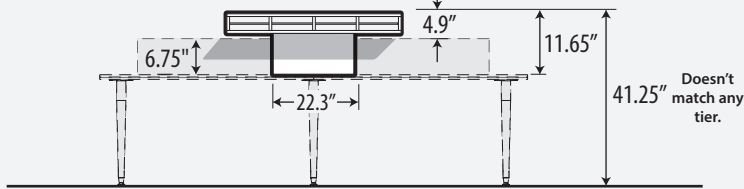
Shared



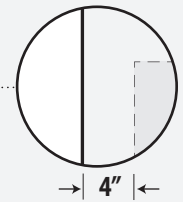
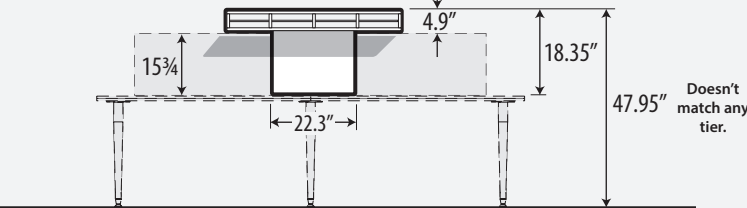
Side



Use Low Storage with Partial Width 6.75" Table Divider

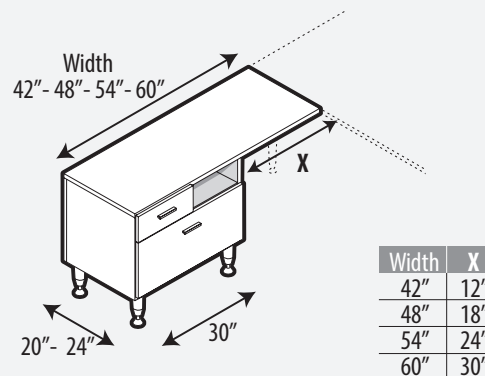
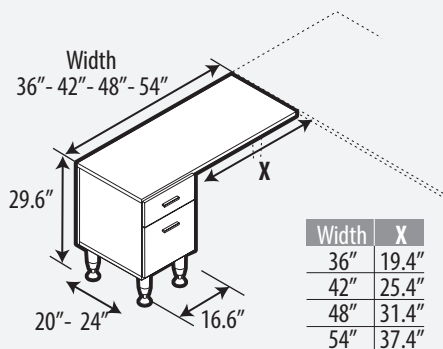


Use High Storage with Partial Width 13.5" Table Divider



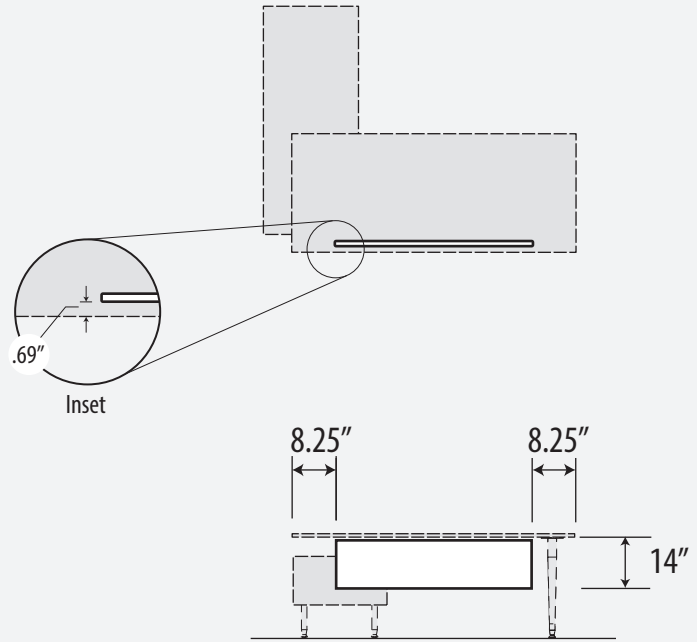
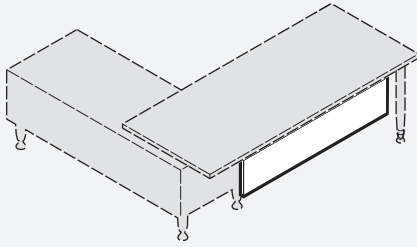
4" gap between separator panel and side pigeon hole filler.

Returns

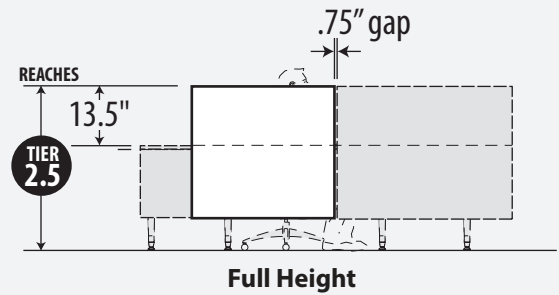
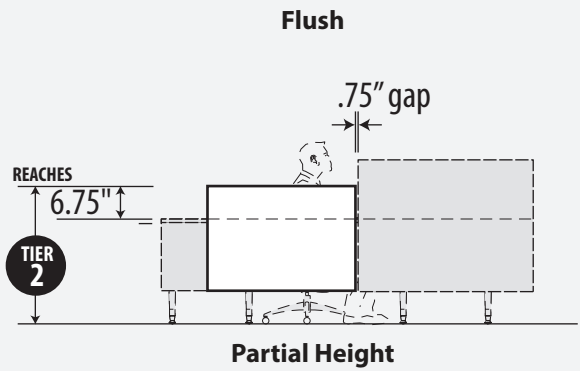
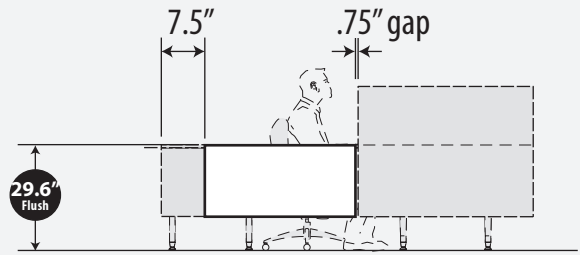
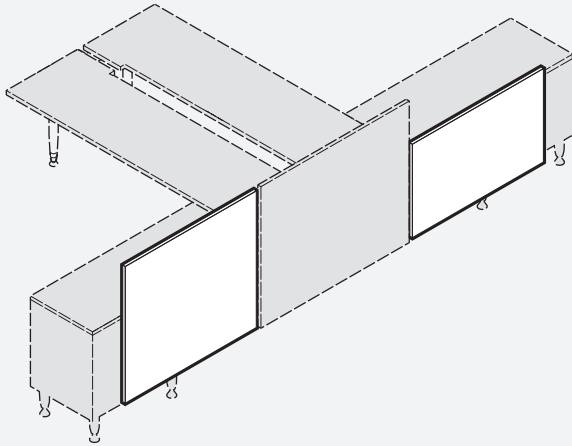


Modesties

Modesty for Transitional Work Tables

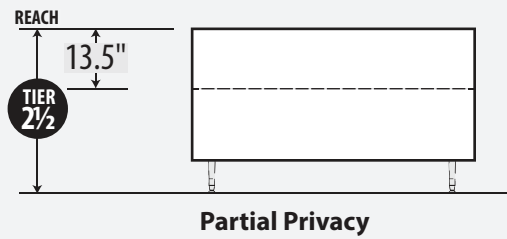
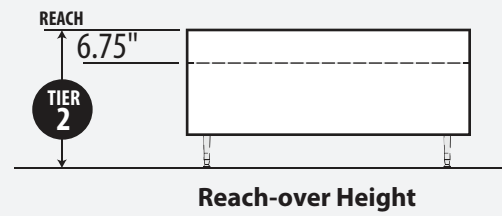
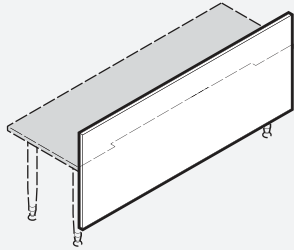


Modesty for Returns



Modesties

Modesty for Single Sided Benching

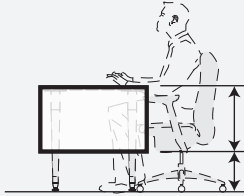


End of Run Modesty Dividers

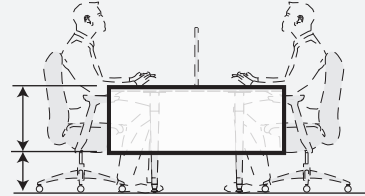
for Transitional Work Tables

for Benching Units

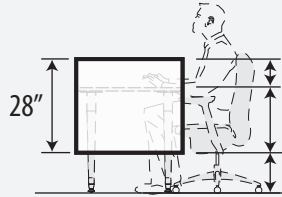
Flush
29.6" ht.



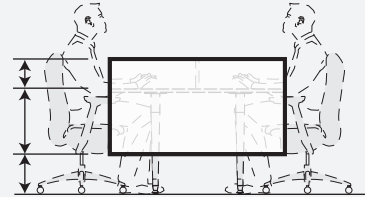
21.25"
8.35"



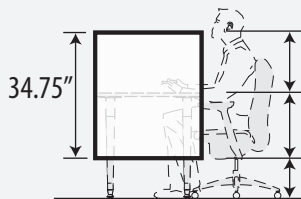
Partial Height
36.35" ht.



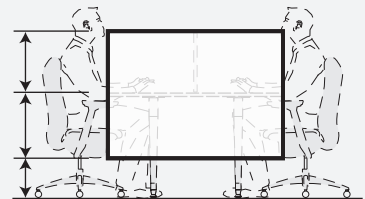
6.75"
21.25"
8.35"



Full Height
43.1" ht.

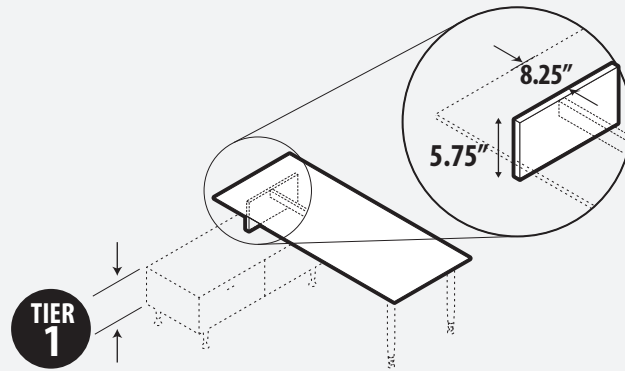


13.5"
21.25"
8.35"

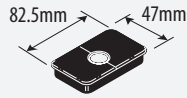


Transitional Tables

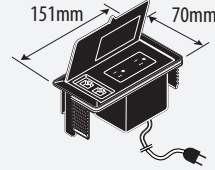
Transitional Work Table to be used over low credenzas only



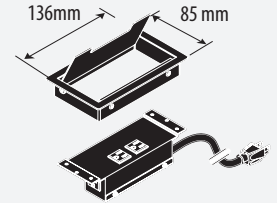
Grommets & Power Block



Grommet

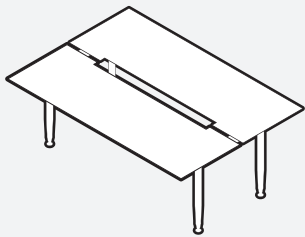


Power Block

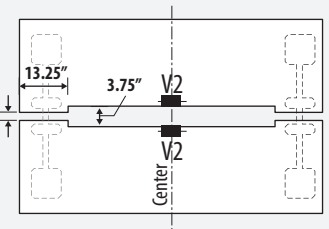
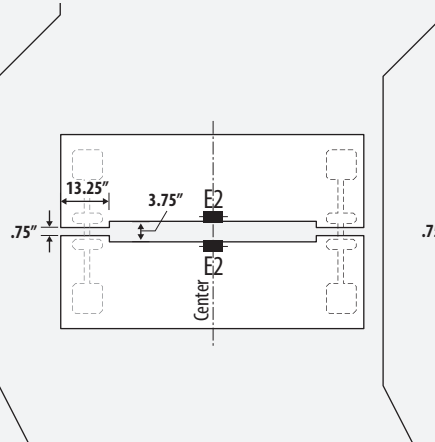


Villa

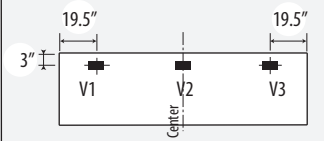
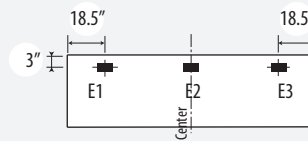
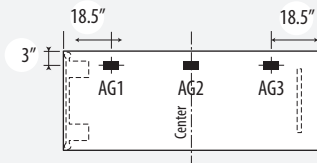
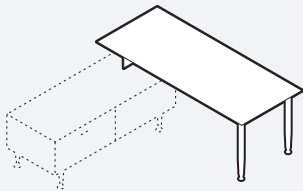
Benching Units



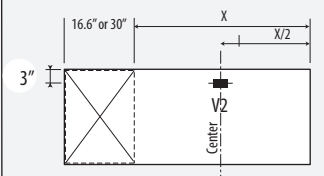
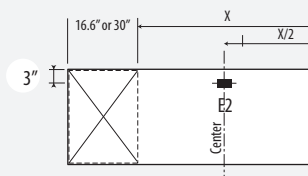
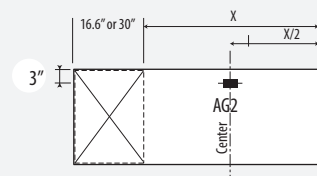
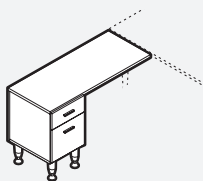
• Not available.



Transitional Work Tables

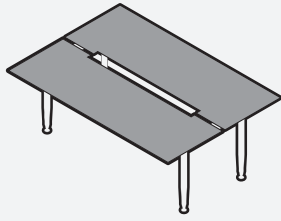


Returns

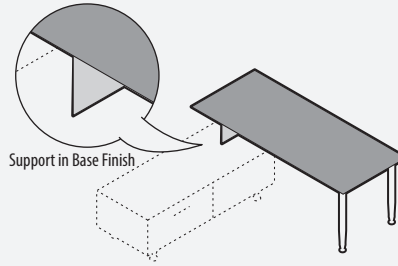


Finish Specification

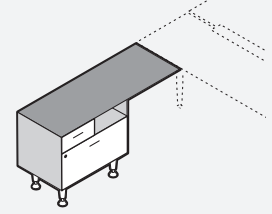
Benching Unit



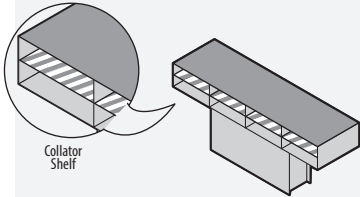
Transitional Work Table



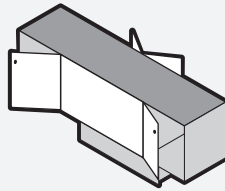
Return



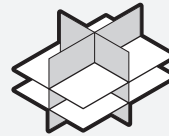
Pigeon Hole Storage Filler



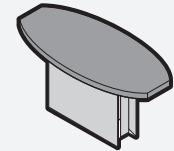
Storage Filler



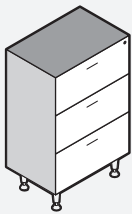
Collator Filler



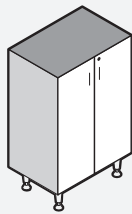
Transaction Top Filler



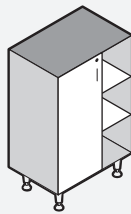
Lateral File



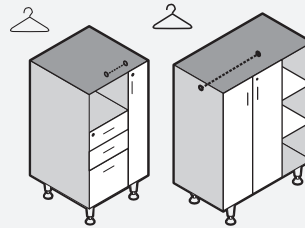
Storage



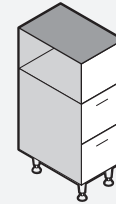
Mixed Storage



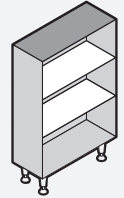
Wardrobe Towers



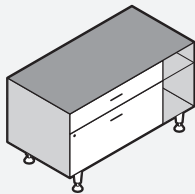
Side Storage Tower



Bookcase

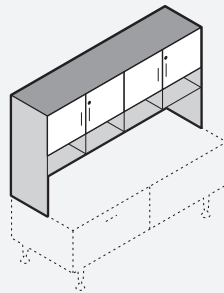


Credenza

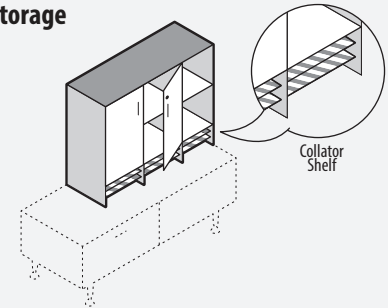


Single Sided

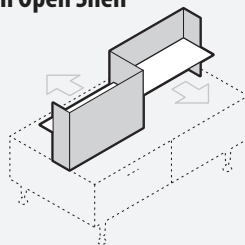
Hutch



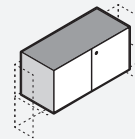
Stack-On Storage



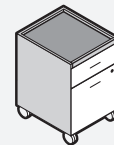
Stack-On Open Shelf



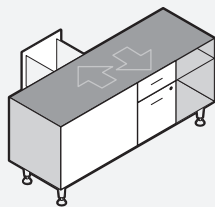
Stack-On Closed Shelf



Mobile Pedestal*



Back-to-Back




Back-to-Back

*Mobile Pedestal Top Doesn't Require Edge Specification.

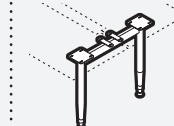
Legend:

- ① Top
- ② Base
- ③ Front/Shelf/Miscellaneous

} Available in any Standard Line Finishes.

 Collator Shelf Offered in Black (1K) or Brushed Cobalt

Notes:




Legs are available in Silver (SI) or Black (BK)


Top Edge Detail



A3
1" with 3mm edge



AR
1" with bicut edge



AS
1" Split Color - Silver Trim



AB
1" Split Color - Black Trim

Handles



HS Flared Silver



HX Flared Black



HW Flared Brass



HV Square Edge Silver



HU Square Edge Black




HZ Dimpled Nickel



HO Crescent Black



HQ Bar Silver



HR Bar Black

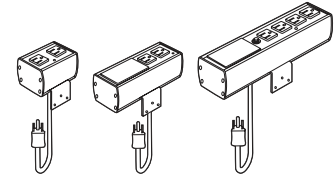
At the basic level, table and floor based office equipment is serviced by a wall or floor power supply. As the operation grows, there might be a need to organize excessive cable clutter.

(1) Cable Snake JBPS installed in proximity of floor monument to manage vertical cable clutter.

Table clamped, single circuit **(2) Desk Top Power Data Modules** deliver services to desk height, while tapping into wall or floor power supply. Excessive cables can be managed with **(3) Wire Management Clamps JBWM2**.

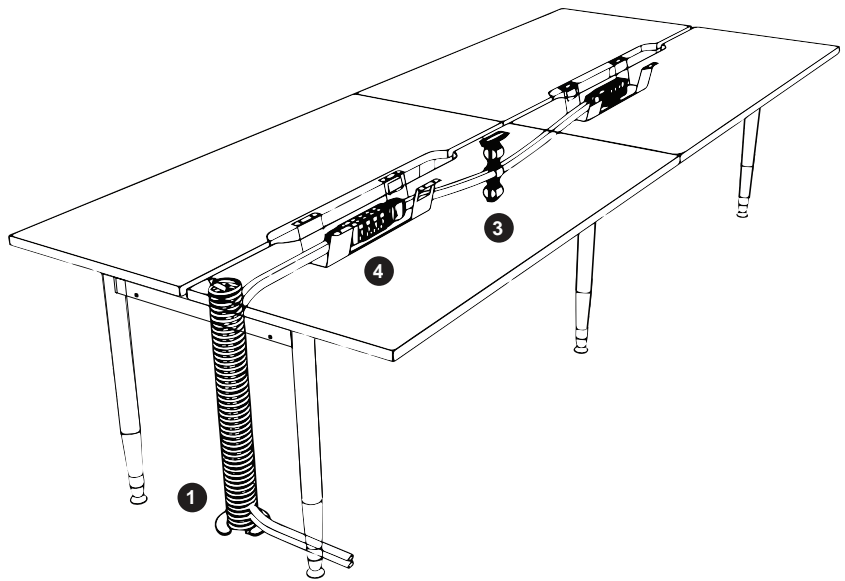
(4) Below Worksurface Power/Data Troughs can be installed between back-to-back tables for extended below desk height power/data distribution.

- 8 wire, 4-circuit system. (2 + 2 circuit configuration)



To specify electrical, utilize the following steps:

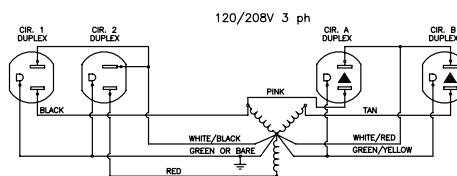
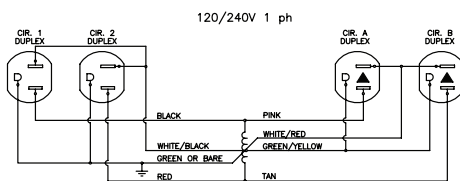
- For each back-to-back worksurface, specify (1) SEDBKIT
 - SEDBKIT is centered below the wire pass thru on the surface
 - Unlike other wiring systems, Sidebar's electrical can have individual simplex outlets on different circuits
- Specify a total of (4) simplex outlets per user - up to four different circuits can be specified for a single user
- Jumpers (SExxFFJ) will bring power from one SEDBKIT to another - subtract 6" from the worksurface length to calculate the necessary length jumper
- Currently, Sidebar can only accommodate basefeeds from a floor or wall
- Basefeeds SEBFxx are available in multiple lengths and can be positioned at the end of a run or the middle of a run
- Global recommends the use of a vertical cable manager (such as the JBPS or PCSN01) to manage the basefeed and data cable from floor or wall to the underside of a worksurface



4-2-2 Wiring Schematic

8-Wire Shared Neutral

"2 + 2" - 2 Utility Circuits, 2 Dedicated



8 Wires

4 lines (12 ga.)
2 Neutrals (10 ga.)
2 Grounds (12 ga.)

4 Circuits

2 Utility circuits
2 Dedicated Circuits

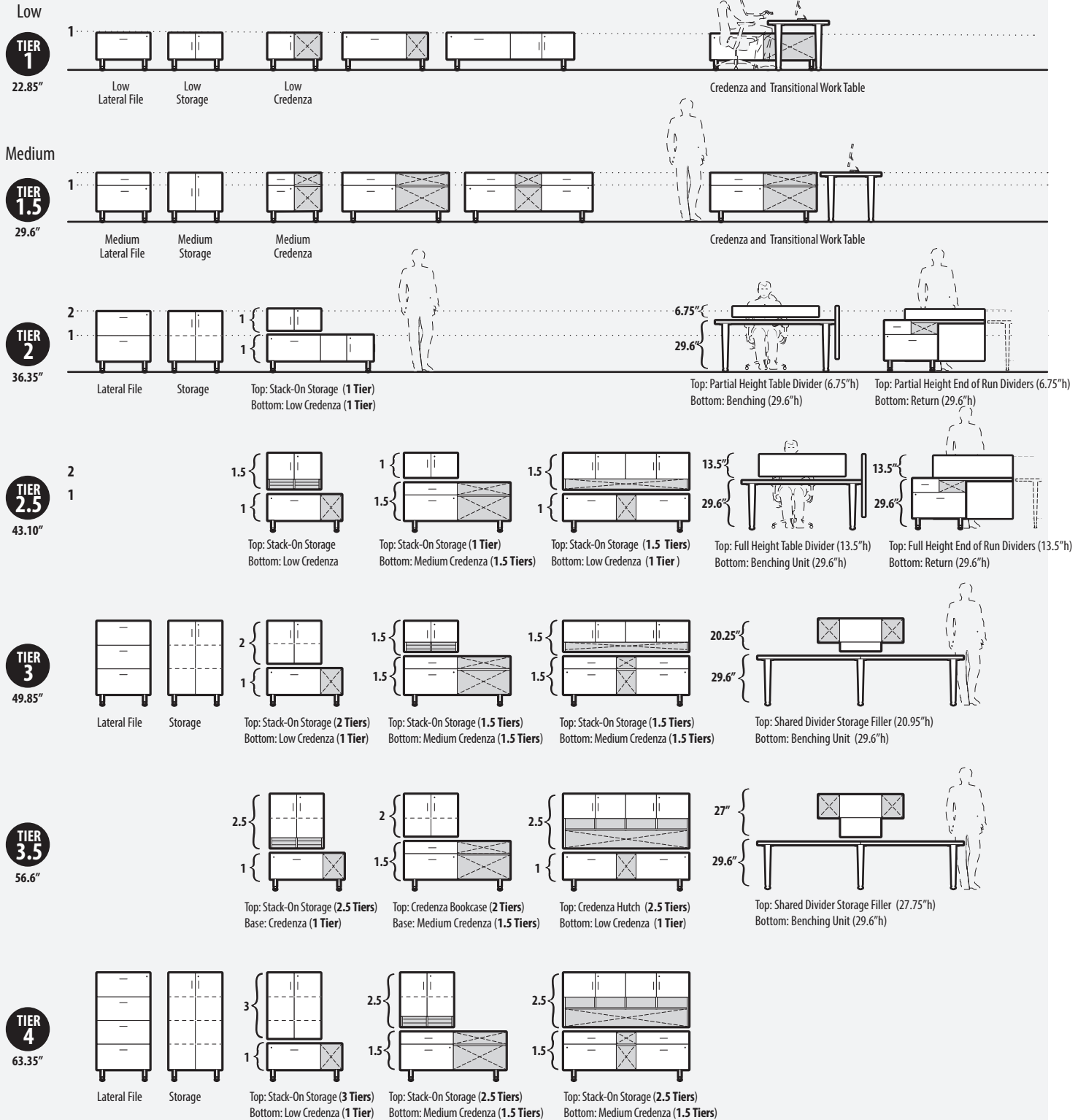
Receptacles

Duplex - Up to 12 duplex receptacles per circuit
(Up to 48 per infeed)

Specifications

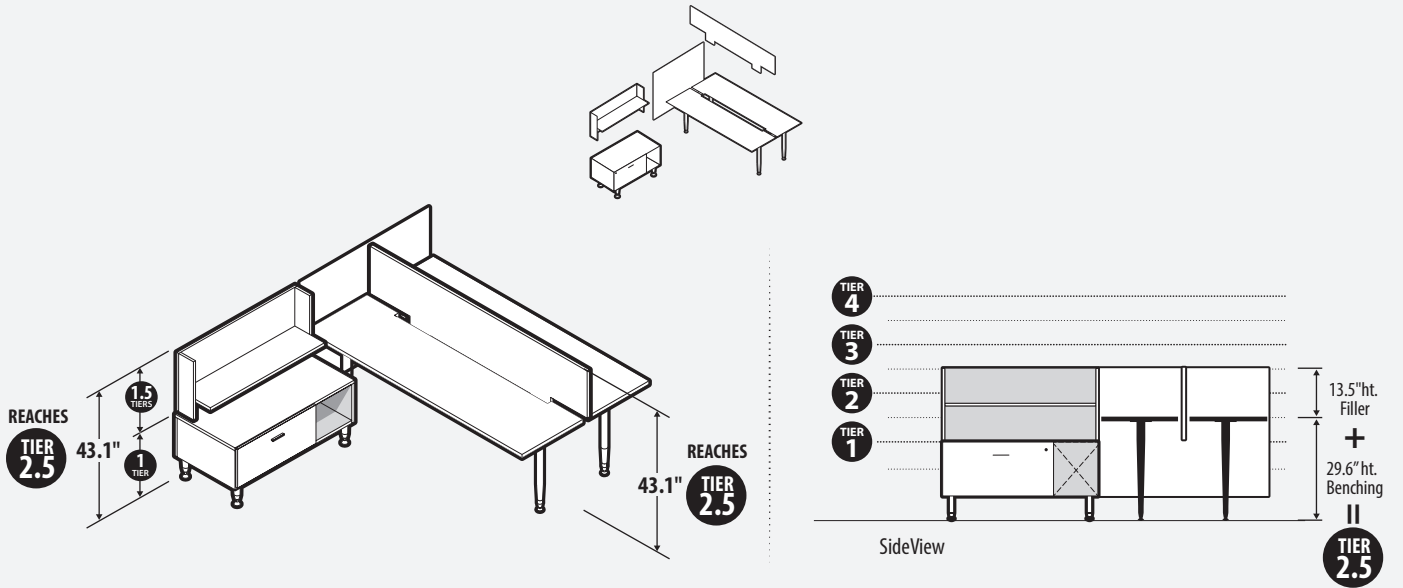
System rated for connection to a grounded 120/240 V single phase, 20A, 60Hz or 120/208 V, 3 phase, 20A, 60Hz branch circuit for U.S. and 15A if product is marked with a C-UL Mark. Outlets rated 15A max.

Tiers

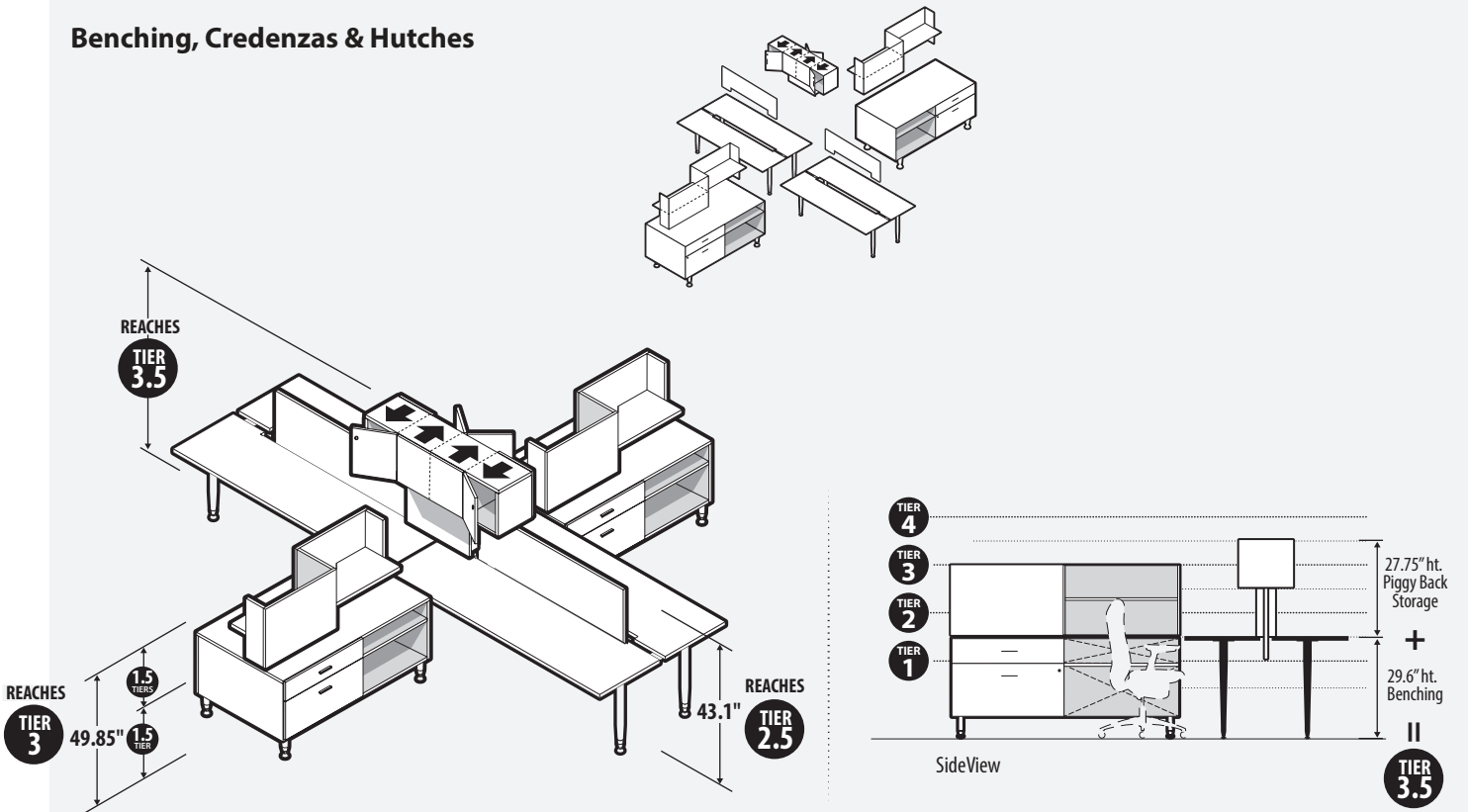


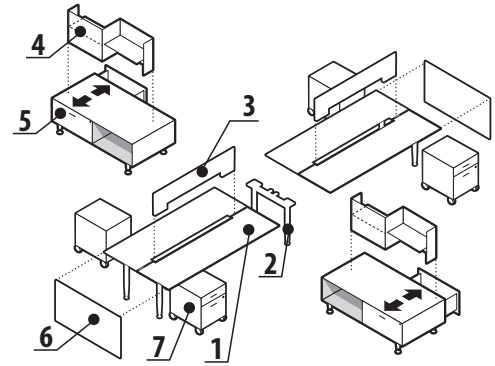
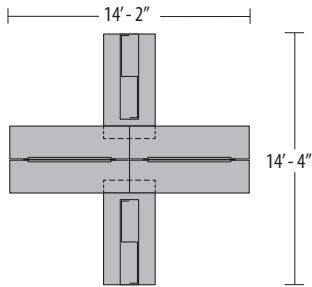
Tiers

Benching, Credenzas & Hutches



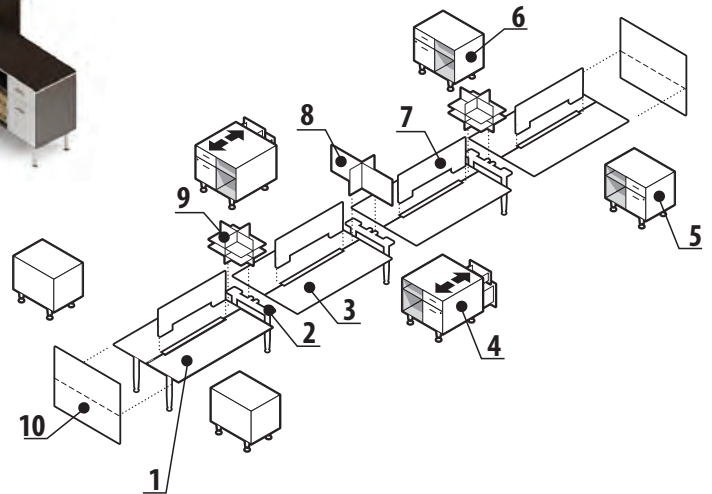
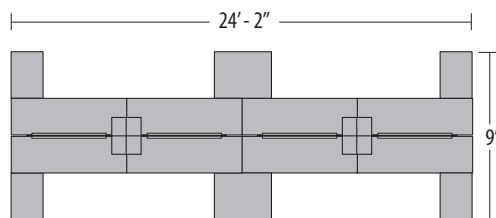
Benching, Credenzas & Hutches





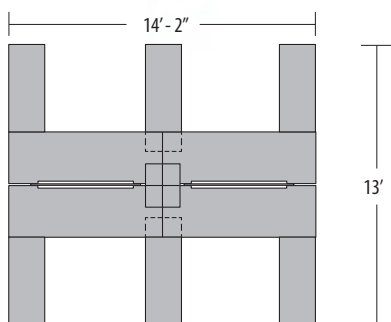
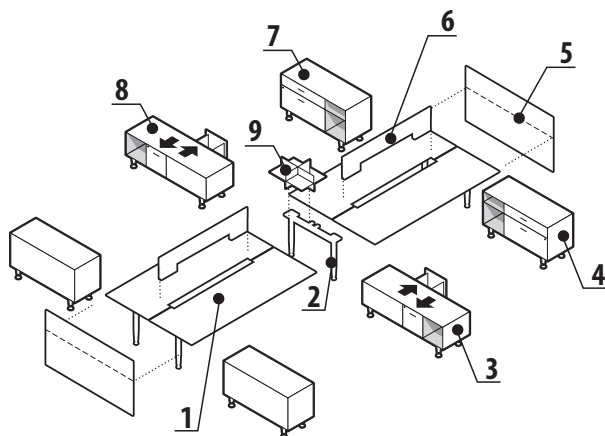
SBR504

- | | | | | | |
|---|-------------|--|----|-------------|-----------------------------------|
| 1 | S8448CER x2 | Benching - End of Run | 9 | SE78FFJ x 1 | 78" Jumper Cable |
| 2 | SXLEG48 x1 | Tapered Leg | 10 | SE8R1 x 4 | Simplex Receptacle |
| 3 | S84PAR9 x2 | 6.75" High Partial Width Table Divider | 11 | SE8R2 x 4 | Simplex Receptacle |
| 4 | S6014BH2 x2 | Stack-On Back to Back Open Shelf | 12 | SE8RA x 4 | Simplex Receptacle |
| 5 | S7237AS x2 | Back to Back Low Credenza | 13 | SE8RB x 4 | Simplex Receptacle |
| 6 | S48MPB1 x2 | Flush End of Run Modesty | 14 | SEBF72 x 1 | 72" L Base Feed |
| 7 | S1623MP x4 | Mobile Pedestal | 15 | PCSN01 x 1 | Cable Snake |
| 8 | SEBDKIT x2 | Below Worksurface Power Trough | 16 | CU1520 x 4 | Cushion for S1623MP |
| | | | 17 | STB3020 x 4 | Tackboard for Stack-On Open Shelf |



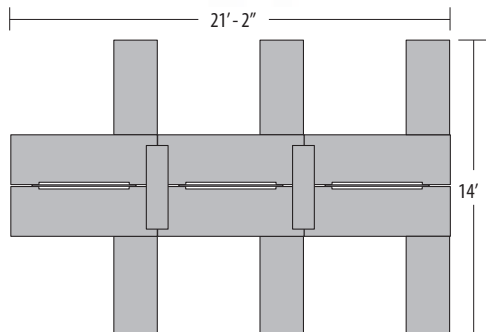
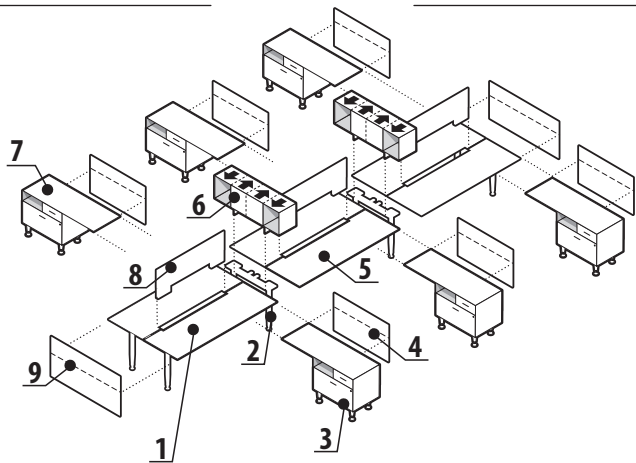
SBR505

- | | | | | | |
|---|-------------|--|----|-------------|----------------------------------|
| 1 | S7248CER x2 | Benching - End of Run | 9 | S2024C16 x2 | Middle Collator Filler (13.5" h) |
| 2 | SXLEG48 x3 | Tapered Leg | 10 | S48MPB5 x2 | Full Height End of Run Divider |
| 3 | S7248BE x2 | Benching - Middle | 11 | SEBDKIT x 4 | Below Worksurface Power Trough |
| 4 | S3037BR x2 | Back to Back Medium Credenza | 12 | SE78FFJ x 3 | 78" Jumper Cable |
| 5 | S3020BR x2 | Single Sided Medium Credenza - Right | 13 | SE8R1 x 8 | Simplex Receptacle |
| 6 | S3020BL x2 | Single Sided Medium Credenza - Left | 14 | SE8R2 x 8 | Simplex Receptacle |
| 7 | S72PAR16 x4 | 13.5" High Partial Width Table Divider | 15 | SE8RA x 8 | Simplex Receptacle |
| 8 | S2046S16 x1 | Middle Separating Filler (13.5" h) | 16 | SE8RB x 8 | Simplex Receptacle |
| | | | 17 | SEBF72 x 1 | 72" L Base Feed |
| | | | 18 | PCSN01 x 1 | Cable Snake |



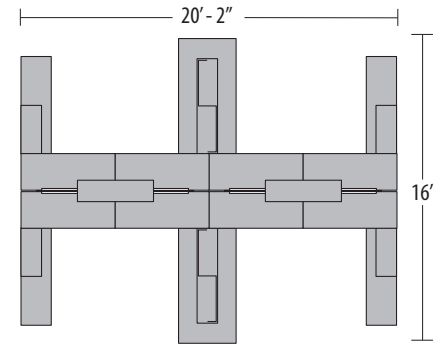
SBR507

- | | | | | | |
|---|-------------|--|----|-------------|----------------------------------|
| 1 | S8460CER x2 | Benching - End of Run | 9 | S2024C9 x2 | Middle Collator Filler (6.75" h) |
| 2 | SXLEG60 x1 | Tapered Leg | 10 | SEBDKIT x 2 | Below Worksurface Power Trough |
| 3 | S6020ANL x1 | Back to Back Low Credenza - Left | 11 | SE78FFJ x 1 | 78" Jumper Cable |
| 4 | S4820BSR x2 | Single Sided Medium Credenza - Right | 12 | SE8R1 x 4 | Simplex Receptacle |
| 5 | S60MPB2 x2 | Partial Height End of Run Divider | 13 | SE8R2 x 4 | Simplex Receptacle |
| 6 | S84PAR9 x2 | 6.75" High Partial Width Table Divider | 14 | SE8RA x 4 | Simplex Receptacle |
| 7 | S4820BSL x4 | Single Sided Medium Credenza - Left | 15 | SE8RB x 4 | Simplex Receptacle |
| 8 | S6020ANR x1 | Back to Back Low Credenza - Right | 16 | SEBF72 x 1 | 72" L Base Feed |
| | | | 17 | PCSN01 x 1 | Cable Snake |



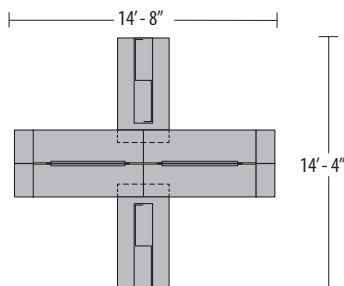
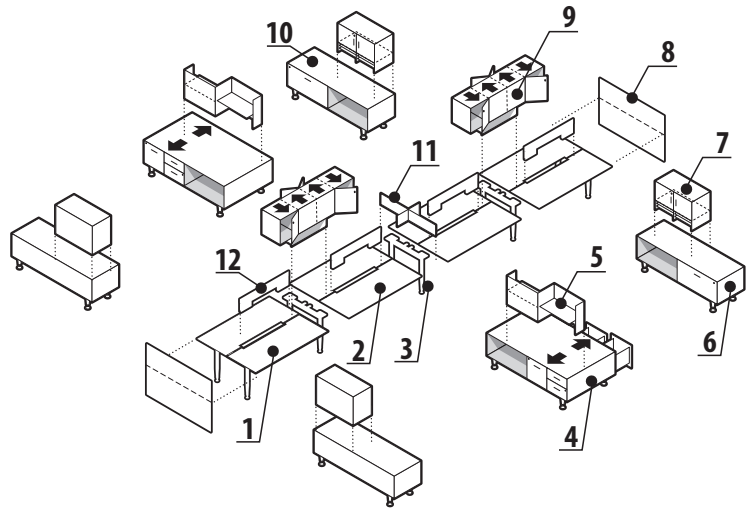
SBR508

- | | | | | | |
|---|-------------|--|----|-------------|-----------------------------------|
| 1 | S8460CER x2 | Benching - End of Run | 9 | S60MPB2 x2 | Partial Height End of Run Divider |
| 2 | SXLEG60 x2 | Tapered Leg | 10 | SEBDKIT x 3 | Below Worksurface Power Trough |
| 3 | S5424CPR x3 | Mixed Storage Return - Right | 11 | SE78FFJ x 2 | 78" Jumper Cable |
| 4 | S54MPR5 x6 | Partial Height Divider for Returns | 12 | SE8R1 x 6 | Simplex Receptacle |
| 5 | S8460BE x1 | Benching - Middle | 13 | SE8R2 x 6 | Simplex Receptacle |
| 6 | S4813SSO x2 | Shared Side Storage Filler - Open | 14 | SE8RA x 6 | Simplex Receptacle |
| 7 | S5424CPL x3 | Mixed Storage Return - Left | 15 | SE8RB x 6 | Simplex Receptacle |
| 8 | S84PAR16 x3 | 13.5" High Partial Width Table Divider | 16 | SEBF72 x 1 | 72" L Base Feed |
| | | | 17 | PCSN01 x 1 | Cable Snake |



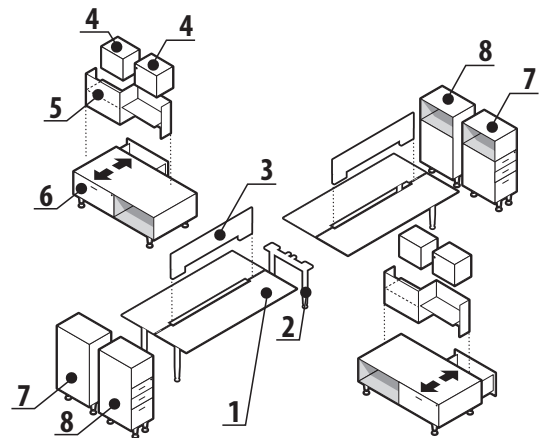
SBR509

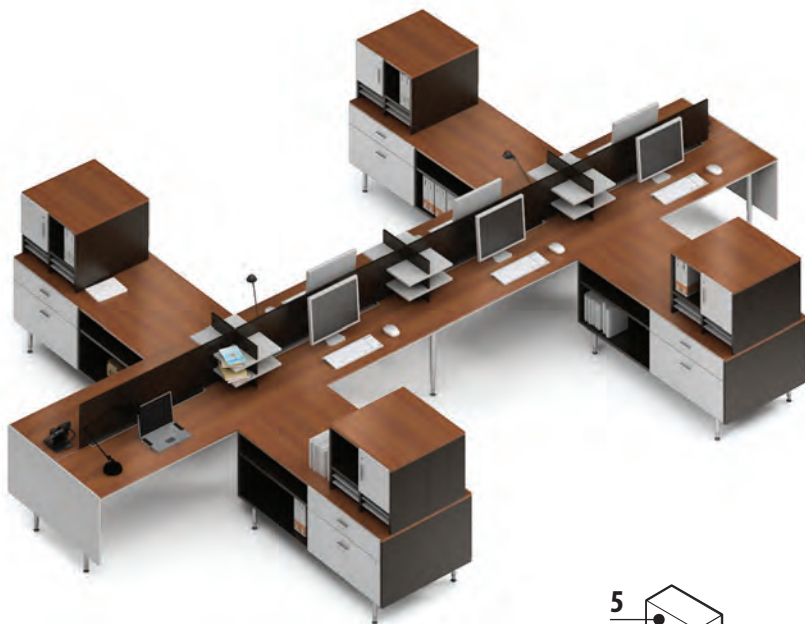
- | | | | |
|----------------|--|---------------|--|
| 1 S6048CER x2 | Benching - End of Run | 11 S2046S9 x1 | Middle separating Filler (6.75" h) |
| 2 S6048BE x2 | Benching - Middle | 12 S60PAR9 x4 | 6.75" High Partial Width Table Divider |
| 3 SXLEG48 x3 | Tapered Leg | 13 SEBDKIT x4 | Below Worksurface Power Trough |
| 4 S7237AQ x2 | Back to Back Low Credenza | 14 SE54FFJ x3 | 54" Jumper Cable |
| 5 S3614BH2 x2 | Stack-On Back to Back Open Shelf | 15 SE8R1 x8 | Simplex Receptacle |
| 6 S6020ASR x2 | Single Sided Low Credenza - Right | 16 SE8R2 x8 | Simplex Receptacle |
| 7 S3015BT x4 | Stack-On Storage Cabinet W/Collators | 17 SE8RA x8 | Simplex Receptacle |
| 8 S48MPB5 x2 | Full Height End of Run Divider | 18 SE8RB x8 | Simplex Receptacle |
| 9 S4813PCL x2 | Shared Divider Storage Filler - Closed | 19 SEBF72 x1 | 72" L Base Feed |
| 10 S6020ASL x2 | Single Sided Low Credenza - Left | 20 PCSN01 x1 | Cable Snake |



SBR511

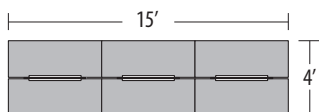
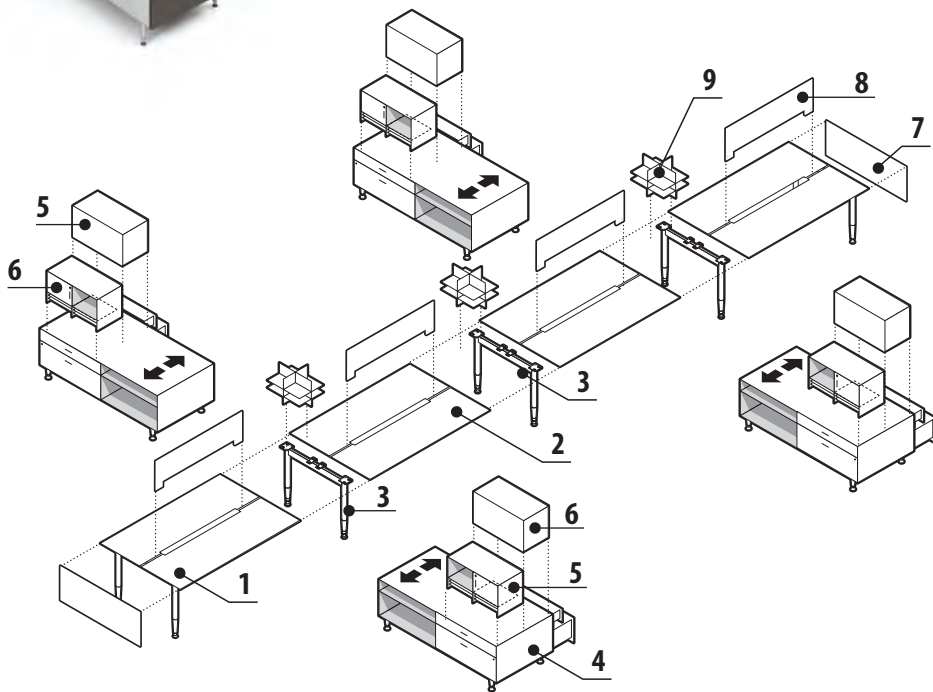
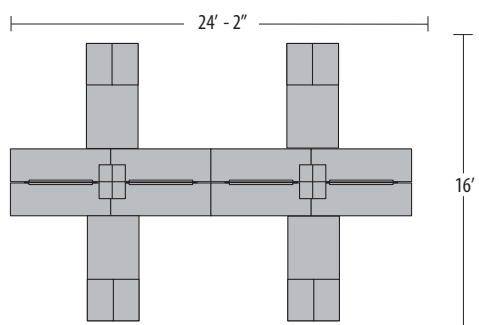
- | | | | |
|---------------|--|-----------------|-----------------------------------|
| 1 S7248CER x2 | Benching - End of Run | 9 SEBDKIT x2 | Below Worksurface Power Trough |
| 2 SXLEG48 x1 | Tapered Leg | 10 SE66FFJ x1 | 66" Jumper Cable |
| 3 S72PAR16 x2 | 13.5" High Partial Width Table Divider | 11 SE8R1 x4 | Simplex Receptacle |
| 4 S1613AHL x4 | Stack-On Shelf Add-On Storage - Left | 12 SE8R2 x4 | Simplex Receptacle |
| 5 S6014BH2 x2 | Stack-On Back to Back Open Shelf | 13 SE8RA x4 | Simplex Receptacle |
| 6 S7237AS x2 | Back to Back Low Credenza | 14 SE8RB x4 | Simplex Receptacle |
| 7 S1624FYL x2 | Side Tower - Left | 15 SEBF72 x1 | 72" L Base Feed |
| 8 S1624FYR x2 | Side Tower - Right | 16 16 PCSN01 x1 | Cable Snake |
| | | 17 STB3020 x4 | Tackboard for Stack-On Open Shelf |





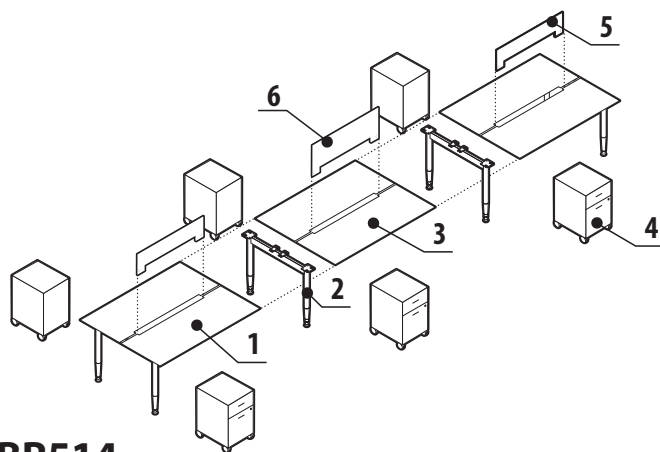
SBR512

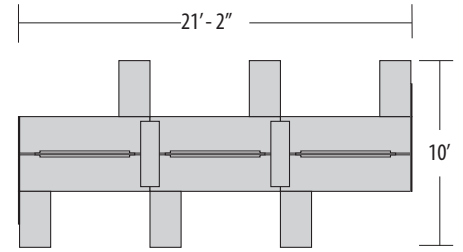
- | | | | | | |
|---|-------------|--|----|-------------|----------------------------------|
| 1 | S7248CER x2 | Benching - End of Run | 9 | S2024C16 x3 | Middle Collator Filler (13.5" h) |
| 2 | S7248BE x2 | Benching - Middle | 10 | SEBDKIT x 4 | Below Worksurface Power Trough |
| 3 | SXLEG48 x3 | Tapered Leg | 11 | SE66FFJ x 3 | 66" Jumper Cable |
| 4 | S7237BR x4 | Back to Back Medium Credenza | 12 | SE8R1 x 8 | Simplex Receptacle |
| 5 | S3015BNR x4 | Stack-On Mixed Storage Cabinet W/Collators Right | 13 | SE8R2 x 8 | Simplex Receptacle |
| 6 | S3015BNL x4 | Stack-On Mixed Storage Cabinet W/Collators Left | 14 | SE8RA x 8 | Simplex Receptacle |
| 7 | S48MPB1 x2 | Flush End of Run Modesty | 15 | SE8RB x 8 | Simplex Receptacle |
| 8 | S72PAR16 x4 | 13.5" High Partial Width Table Divider | 16 | SEBF72 x 1 | 72" L Base Feed |
| | | | 17 | PCSN01 x 1 | Cable Snake |
| | | | 18 | STB5213 x 8 | Tackboard for Dividers |



SBR514

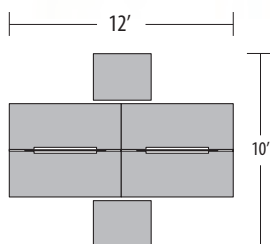
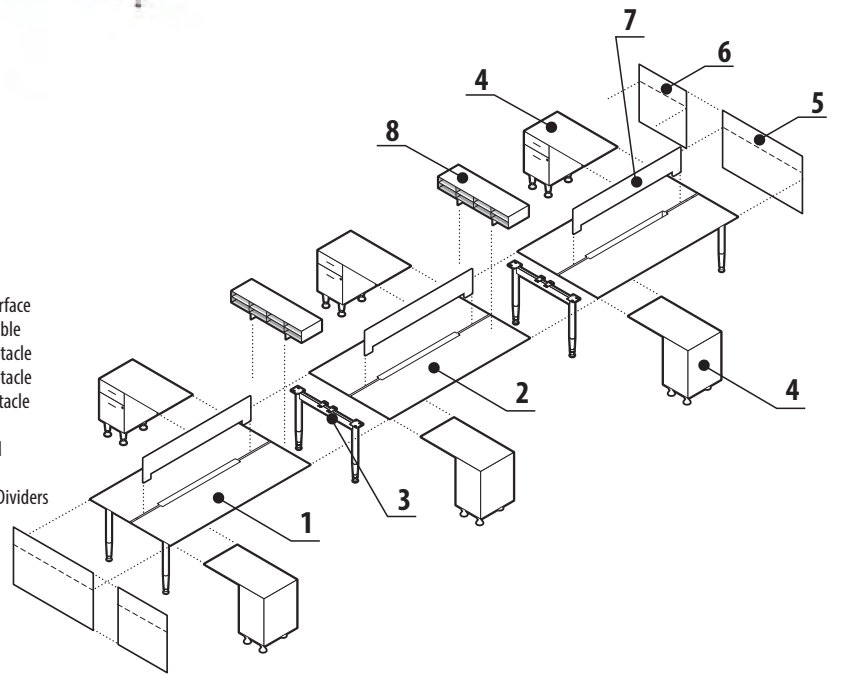
- | | | | | | |
|---|-------------|--|----|-------------|---------------------|
| 1 | S6048CER x2 | Benching - End of Run | 8 | SE54FFJ x 2 | 54" Jumper Cable |
| 2 | SXLEG48 x2 | Tapered Leg | 9 | SE8R1 x 6 | Simplex Receptacle |
| 3 | S6048BE x1 | Benching - Middle | 10 | SE8R2 x 6 | Simplex Receptacle |
| 4 | S1619MP x6 | Mobile Pedestal | 11 | SE8RA x 6 | Simplex Receptacle |
| 5 | S60PAR9 x2 | 6.75" High Partial Width Table Divider | 12 | SE8RB x 6 | Simplex Receptacle |
| 6 | S60PAR16 x1 | 13.5" High Partial Width Table Divider | 13 | SEBF72 x 1 | 72" L Base Feed |
| 7 | SEBDKIT x 3 | Below Worksurface Po | 14 | PCSN01 x 1 | Cable Snake |
| | | | 15 | CU1517 x 6 | Cushion for S1619MP |





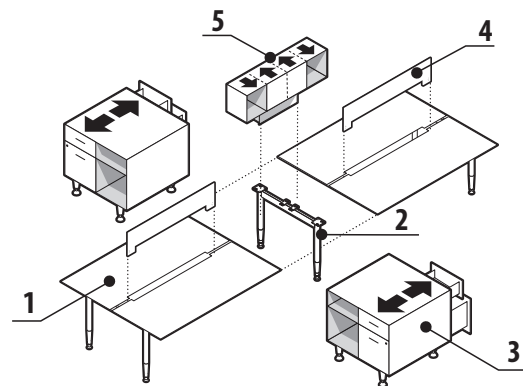
SBR516

- | | | | | | |
|---|-------------|--|----|-------------|------------------------|
| 1 | S8448CER x2 | Benching - End of Run | 9 | SEBDKIT x 3 | Below Worksurface |
| 2 | S8448BE x1 | Benching - Middle | 10 | SE78FFJ x 1 | 78" Jumper Cable |
| 3 | SXLEG48 x2 | Tapered Leg | 11 | SE8R1 x 6 | Simplex Receptacle |
| 4 | S3620CZL x6 | Pedestal Return - Left | 12 | SE8R2 x 6 | Simplex Receptacle |
| 5 | S48MPB2 x2 | Partial Height End of Run Divider | 13 | SE8RA x 6 | Simplex Receptacle |
| 6 | S36MPR5 x2 | Partial Height Dividers for Returns | 14 | SE8RB x 6 | Simplex Rece |
| 7 | S84PAR9 x3 | 6.75" High Partial Width Table Divider | 15 | SEBF72 x 1 | 72" L Base Feed |
| 8 | S4212SG x2 | Shared Side Pigeon Hole Storage | 16 | PCSN01 x 1 | Cable Snake |
| | | | 17 | STB3206 x 6 | Tackboard for Dividers |



SBR517

- | | | | | | |
|---|-------------|--|----|-------------|-------------------------------------|
| 1 | S7260CER x2 | Benching - End of Run | 8 | SE8R1 x 4 | Simplex Receptacle |
| 2 | SXLEG60 x1 | Tapered Leg | 9 | SE8R2 x 4 | Simplex Receptacle |
| 3 | S3037BR x2 | Back to Back Medium Credenza | 10 | SE8RA x 4 | Simplex Receptacle |
| 4 | S72PAR9 x2 | 6.75" High Partial Width Table Divider | 11 | SE8RB x 4 | Simplex Receptacle |
| 5 | S4813POL x1 | Shared Divider Storage Filler - Open | 12 | SEBF72 x 1 | 72" L Base Feed |
| 6 | SEBDKIT x 2 | Below Worksurface Power Trough | 16 | PCSN01 x 1 | Cable Snake |
| 7 | SE66FFJ x 1 | 66" Jumper Cable | 17 | STB2306 x 2 | Tackboard for Shared Storage Filler |





Global US Headquarters/Distribution Center
 17 West Stow Road, P.O. Box 562
 Marlton, New Jersey U.S.A. 08053
 Tel (856) 596-3390 (800) 220-1900
 Fax (856) 596-5684

Showrooms and Distribution Centers Throughout the United States

SHOWROOMS

Atlanta

10 10th Street, Suite 150
 Atlanta, GA 30309
 Tel (404) 879-0998
 Fax (404) 879-9995

Boston

One Harbor Street, Suite 104
 Boston, MA 02210
 Tel (617) 406-5435 (800) 876-8980
 Fax (617) 406-5438

Chicago

The Merchandise Mart
 10th Floor, Suite 1035
 Chicago, IL 60654
 Tel (312) 755-0843
 Fax (312) 755-0837

Detroit Area

25925 Telegraph Road
 Suite 145
 Southfield, MI 48034
 Tel (248) 357-7211
 Fax (248) 357-7241

Ft. Lauderdale

Las Olas City Centre
 401 East Las Olas Blvd, Suite 230
 Ft. Lauderdale, FL 33301
 Tel (954) 763-2684 (800) 331-0529
 Fax (954) 763-6870

New York City

386 Park Avenue South, 7th floor
 New York, NY 10016
 Tel (212) 545-9900 (888) 315-1301
 Fax (212) 545-5826

Philadelphia Area

119 Greentree Road
 Marlton, NJ 08053
 Tel (856) 596-3390 (800) 220-1900
 Fax (856) 596-4472

Phoenix

4675 East Cotton Center Boulevard,
 Suite 165
 Phoenix, AZ 85040
 Tel (602) 426-0666 (602) 426-0777
 Fax (602) 426-1148

St. Louis

5 Document Drive
 St. Louis, MO 63114
 Tel (314) 432-4463
 Fax (314) 432-4471

Washington, DC

1130 Connecticut Avenue
 10th Floor, Suite 1000
 Washington, DC 20036
 Tel (202) 659-0230 (202) 659-0236
 Fax (202) 659-0306

SHOWROOMS + DISTRIBUTION CENTERS

Atlanta Area

2124 Evergreen Boulevard
 Duluth, GA 30096
 Tel (678) 602-4130 (800) 220-7328
 Fax (678) 602-4136

Baltimore Area

Troy Hill Corporate Center
 7030 Troy Hill Drive
 Elkridge, MD 21075
 Tel (410) 379-8021 (800) 863-7300
 Fax (301) 362-9444

Boston Area

19 Connector Road, Unit 1
 Andover, MA 01810
 Tel (978) 470-8463 (800) 876-8980
 Fax (978) 470-8920

Chicago Area

1879 Internationale Boulevard
 Glendale Heights, IL 60139
 Tel (630) 681-2818 (800) 866-6497
 Fax (630) 681-1631

Cincinnati Area

8712 LeSaint Drive
 Fairfield, OH 45014
 Tel (513) 777-0009 (800) 552-3375
 Fax (513) 777-5863

Dallas Area

2025 West Beltline Road, #100
 Carrollton, TX 75006
 Tel (972) 236-1366 (800) 929-2936
 Fax (972) 236-1372

Denver Area

16401 East 33rd Drive, Suite 50
 Aurora, CO 80011
 Tel (303) 340-1617 (800) 275-6655
 Fax (303) 340-1657

Ft. Lauderdale Area

560 Sawgrass Corporate Parkway
 Sunrise, FL 33325
 Tel (954) 846-8888 (800) 331-0529
 Fax (954) 846-8110

Houston Area

7865 Northcourt Road,
 Building D, Suite 200
 Houston, TX 77040
 Tel (713) 695-5777 (800) 935-6468
 Fax (713) 695-5778

Los Angeles Area

12320 Bloomfield Avenue, Unit A
 Santa Fe Springs, CA 90670
 Tel (562) 484-9686 (800) 640-0301
 Fax (562) 484-9685

Minneapolis Area

2000 Freeway Boulevard
 Brooklyn Center, MN 55430
 Tel (763) 560-8196 (800) 829-2153
 Fax (763) 560-2098

New Orleans Area

901 South Labarre Road, Suite 201
 Metairie, LA 70001
 Tel (504) 834-6228 (800) 275-0663
 Fax (504) 835-9638

Pittsburgh Area

380 Leetsdale Industrial Drive
 Leetsdale, PA 15056
 Tel (724) 385-1200 (800) 942-9999
 Fax (724) 385-1207

San Antonio Area

6950 Alamo Downs Parkway, Suite 100
 San Antonio, TX 78238
 Tel (210) 684-8450 (800) 683-4000
 Fax (210) 684-3700

San Francisco Area

44091 Nobel Drive
 Fremont, CA 94538
 Tel (510) 897-4150 (888) 418-4800
 Fax (510) 897-4156

Seattle Area

Oakdale Commerce Center
 820 Southwest 34th Street
 Building W7, Suite A
 Renton, WA 98057
 Tel (425) 291-9282 (888) 218-2600
 Fax (425) 291-9287

Kansas City Area

11617 West 81st Street
 Lenexa, KS 66214
 Tel (913) 310-9963 (800) 796-0770
 Fax (913) 310-9976

Tampa Area

10351 Windhorst Road
 Tampa, FL 33619
 Tel (813) 621-6272 (877) 707-3966
 Fax (813) 621-7958

Effective May 2016

